

CEO REPORT

APRIL 2020



OUR MISSION

The Virginia Railway Express, a joint project of the Northern Virginia Transportation Commission and the Potomac Rappahannock Transportation Commission, will provide safe, cost-effective, accessible, reliable, convenient, and customer responsive commuter-oriented rail passenger service. VRE contributes to the economic vitality of its member jurisdictions as an integral part of a balanced, intermodal regional transportation system.



CEO REPORT | APRIL 2020

TABLE OF CONTENTS

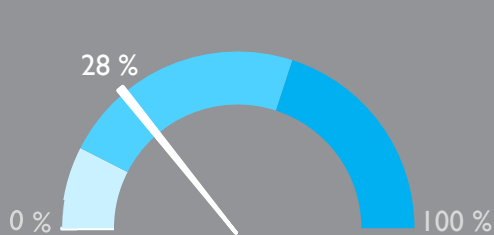
SUCCESS AT A GLANCE	3
ON-TIME PERFORMANCE	4
AVERAGE DAILY RIDERSHIP	6
SUMMONSES ISSUED	7
TRAIN UTILIZATION	8
PARKING UTILIZATION	9
FINANCIAL REPORT	10
FACILITIES UPDATE.....	11
UPCOMING PROCUREMENTS	12
CAPITAL PROJECTS UPDATES	13
PROJECTS PROGRESS REPORT	15



VIRGINIA RAILWAY EXPRESS
A better way. A better life.

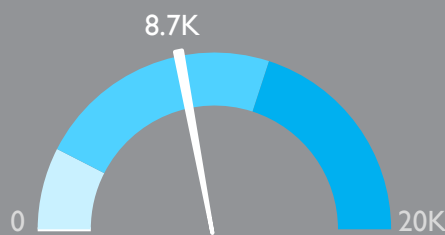


SUCCESS AT A GLANCE



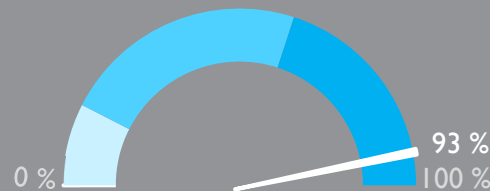
PARKING
UTILIZATION

The total number of parking spaces used in the VRE system during the month, divided by the total number of parking spaces available.



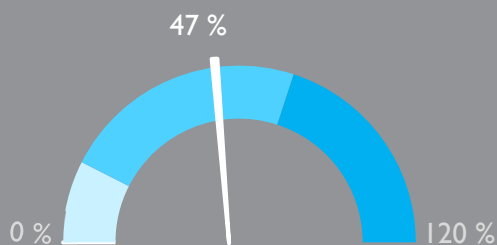
AVERAGE DAILY
RIDERSHIP

The average number of boardings each operating day inclusive of Amtrak Step-Up boardings and 11 days of reduced, "S" schedule, service.
Same month, previous year: 18,836



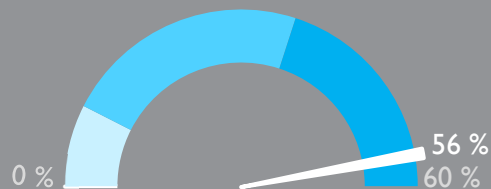
ON-TIME
PERFORMANCE

Percentage of trains that arrive at their destination within five minutes of the schedule.
Same month, previous year: 82%



SYSTEM CAPACITY

The percent of peak hour train seats occupied. The calculation excludes reverse flow and non-peak hour trains.



OPERATING RATIO

February 2020

The monthly operating revenues divided by the monthly operating expenses, which depicts the percent of operating costs paid by the riders.
Board-established goal: 52%

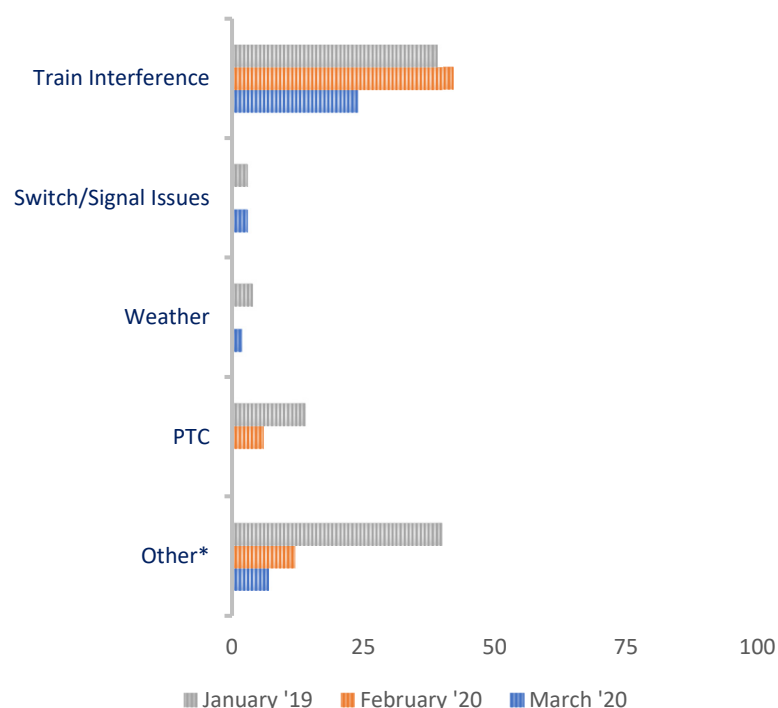
March 2020

ON-TIME PERFORMANCE

OUR RECORD

	March 2020	February 2020	March 2019
Manassas Line	94%	89%	87%
Fredericksburg Line	92%	91%	76%
Systemwide	93%	90%	82%

PRIMARY REASON FOR DELAY



*Includes trains that were delayed due to operational testing and passenger handling.

VRE operated 528 trains in March. Our on-time rate for March was 93 percent.

Thirty-six trains arrived more than five minutes late to their final destinations. Of those late trains, 15 were on the Manassas Line (42 percent), and 21 were on the Fredericksburg Line (58 percent).

At 93 percent, systemwide on-time performance continues to climb. The most significant cause of delay was train interference, despite the reduced number of VRE and Amtrak trains since March 17. This underscores the fact that congestion will continue to drive on-time performance numbers and will likely have a greater impact when service levels return.

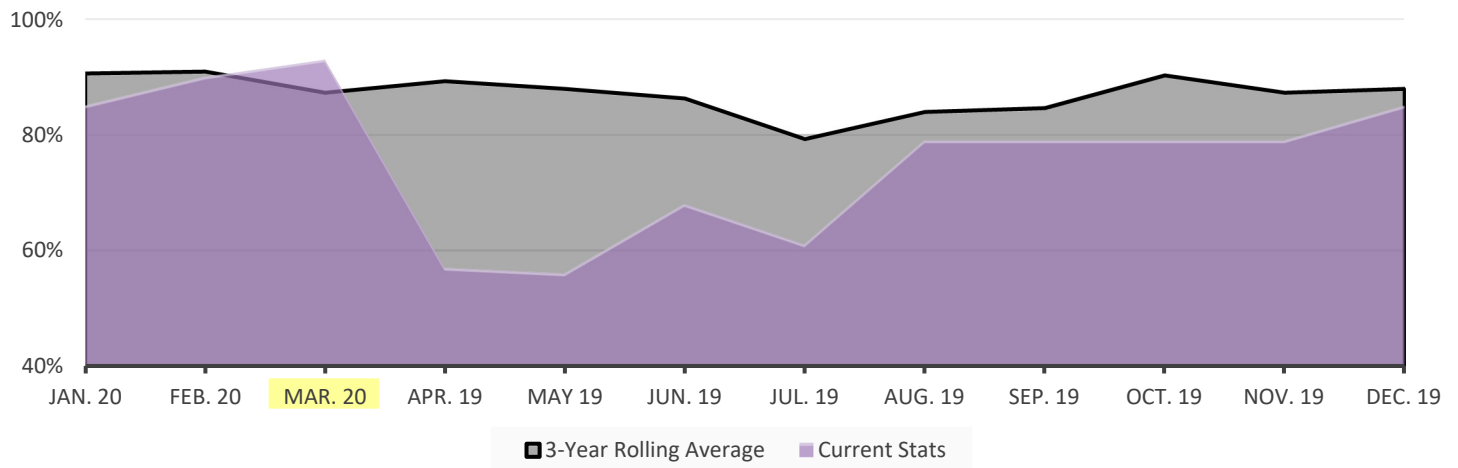
There were no delays attributed to PTC this month or that were more than 30 minutes.

LATE TRAINS

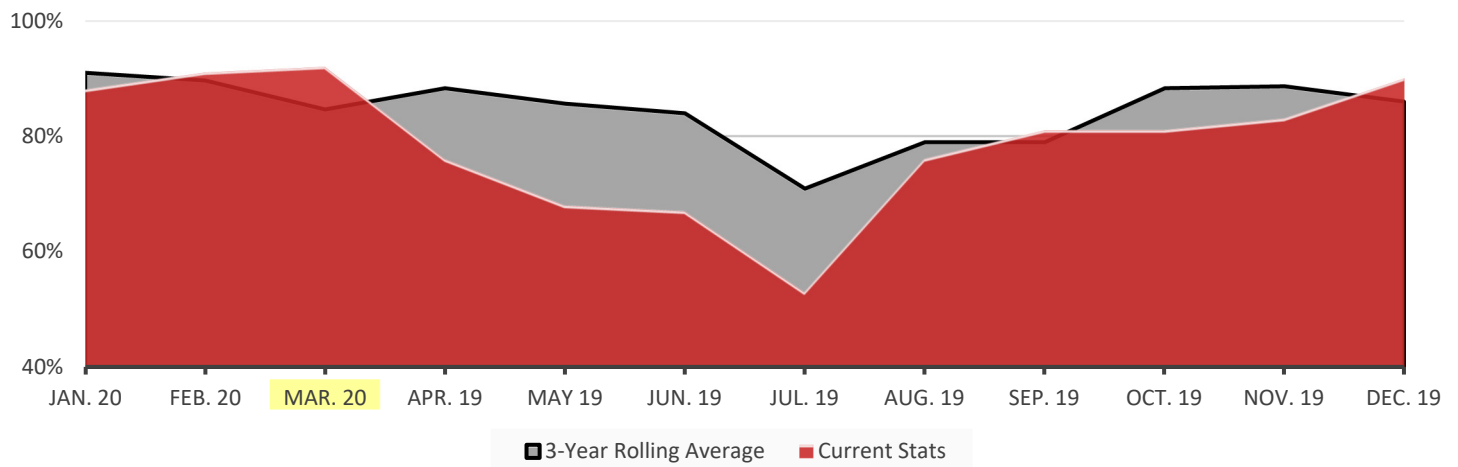
	System Wide			Fredericksburg Line			Manassas Line		
	Jan.	Feb.	Mar.	Jan.	Feb.	Mar.	Jan.	Feb.	Mar.
Total late trains	100	60	36	42	27	21	58	33	15
Average minutes late	14	12	10	12	15	10	16	10	10
Number over 30 minutes	10	2	0	1	2	0	9	0	0
Heat restrictions	0	0	1	0	0	1	0	0	0

ON-TIME PERFORMANCE

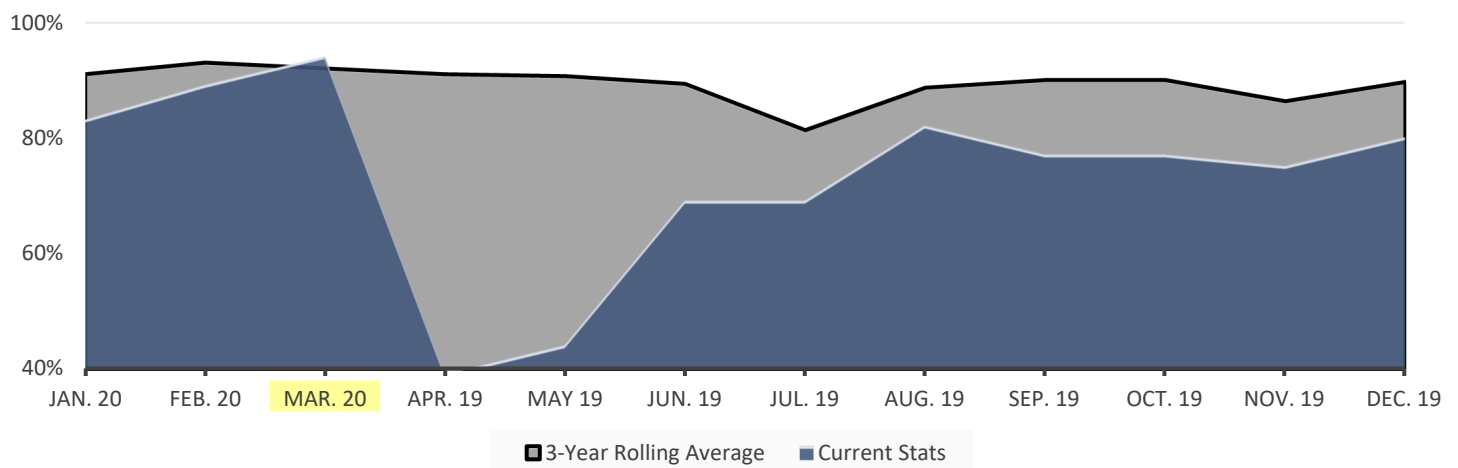
VRE SYSTEM



FREDERICKSBURG LINE

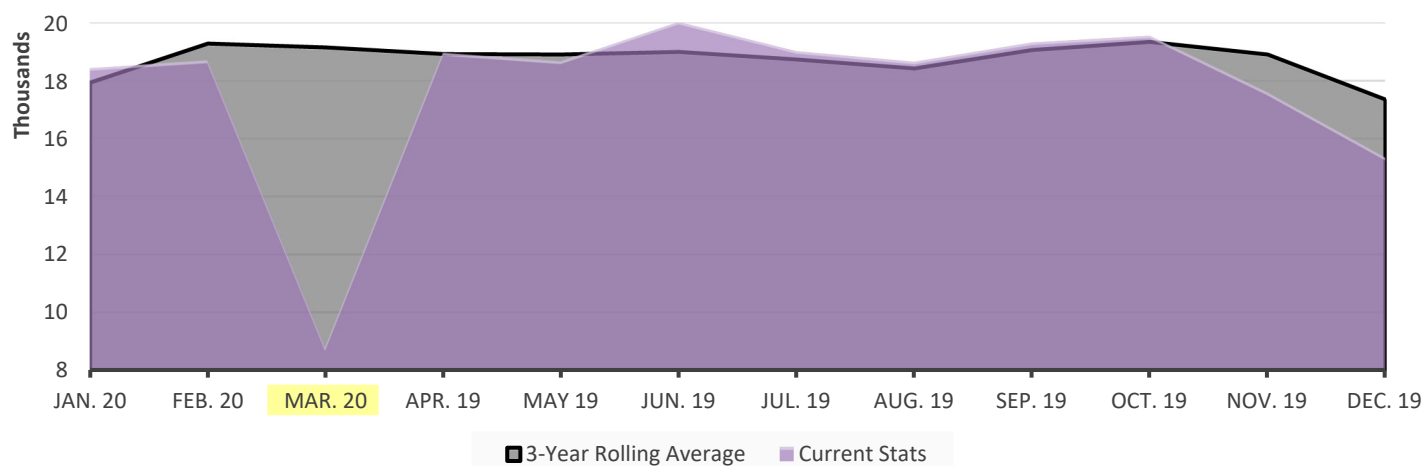


MANASSAS LINE

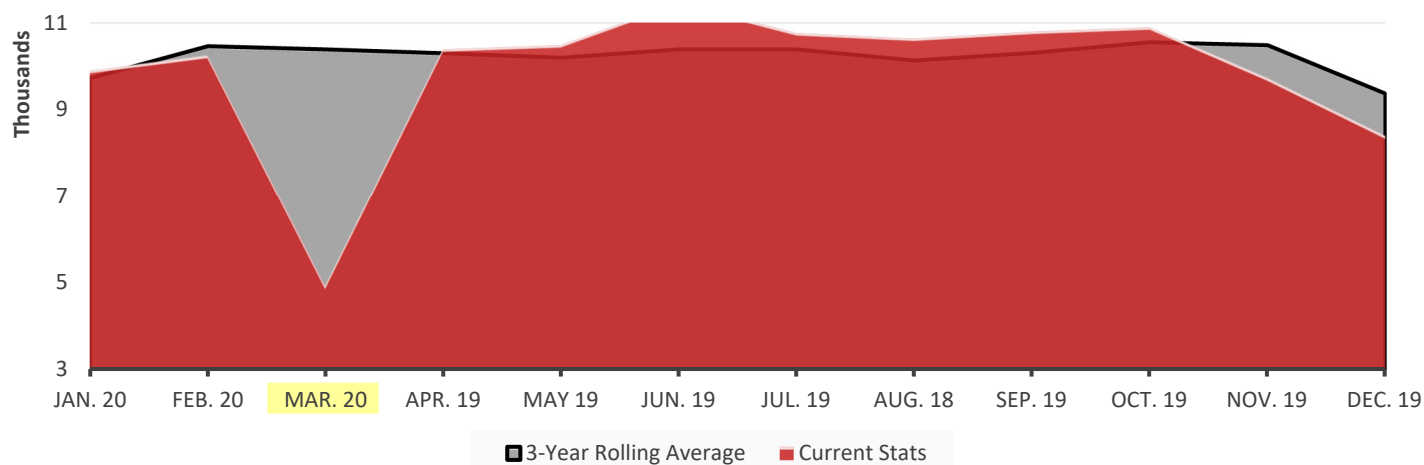


AVERAGE DAILY RIDERSHIP

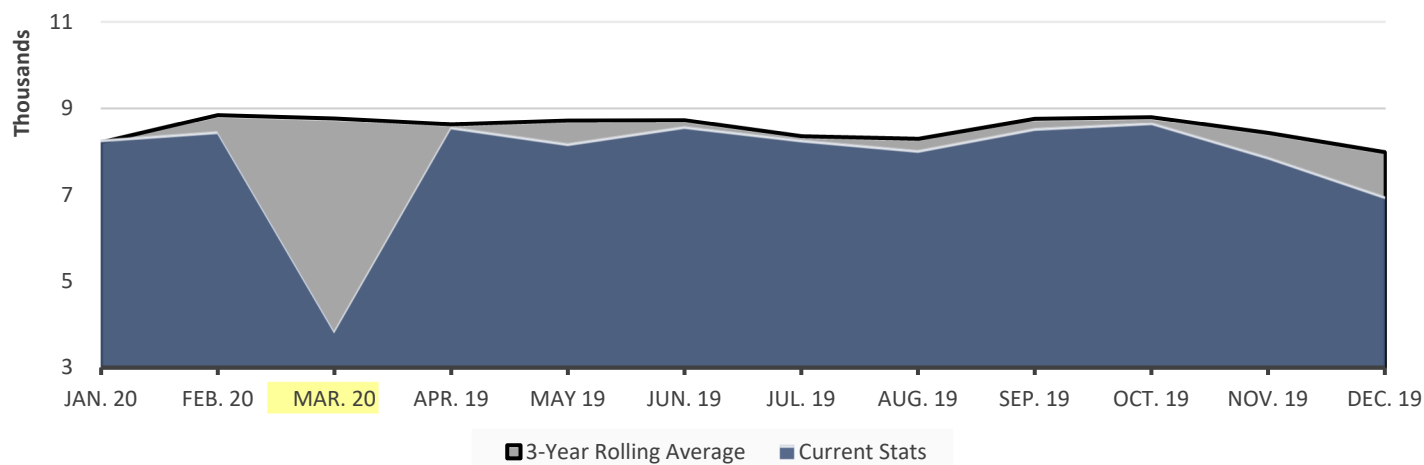
VRE SYSTEM



FREDERICKSBURG LINE



MANASSAS LINE



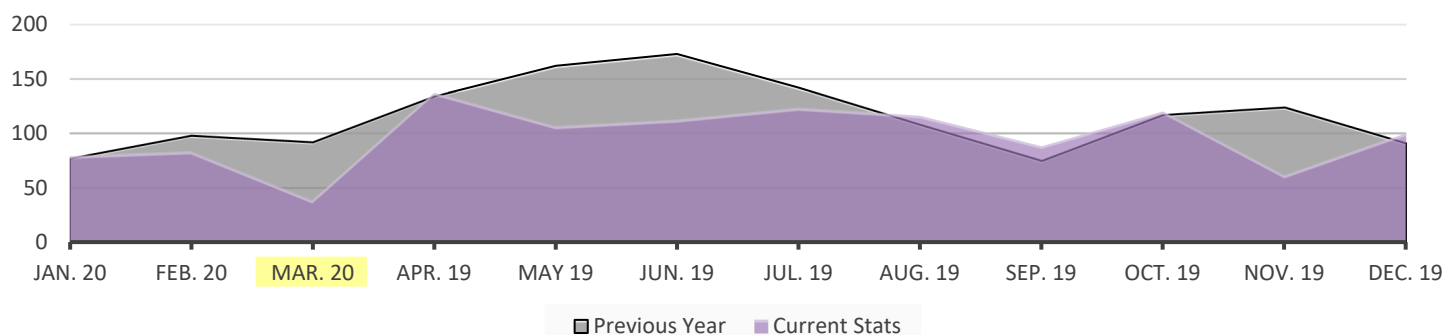
RIDERSHIP UPDATES

Average daily ridership (ADR) in March was approximately 8,700. ADR for the month was adversely affected by 11 days of reduced, "S" schedule, service necessitated by the COVID-19 pandemic.

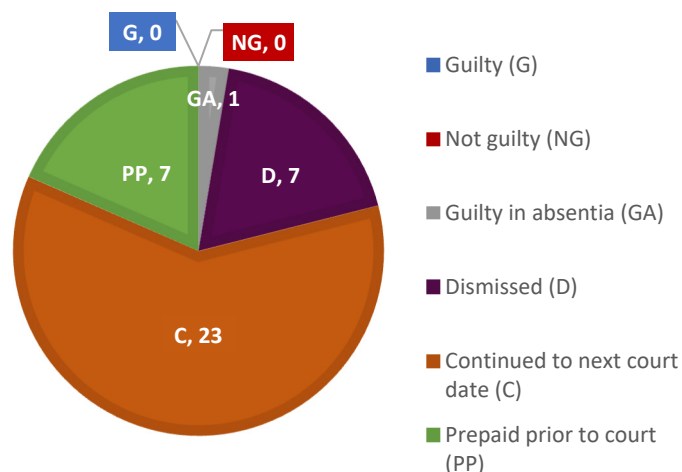
	March 2020	February 2020	March 2019
Monthly Ridership	192,815	355,147	395,563
Average Daily Ridership	8,764	18,692	18,836
Full Service Days	11	19	21
"S" Service Days	11	0	0

SUMMONSES ISSUED

VRE SYSTEM

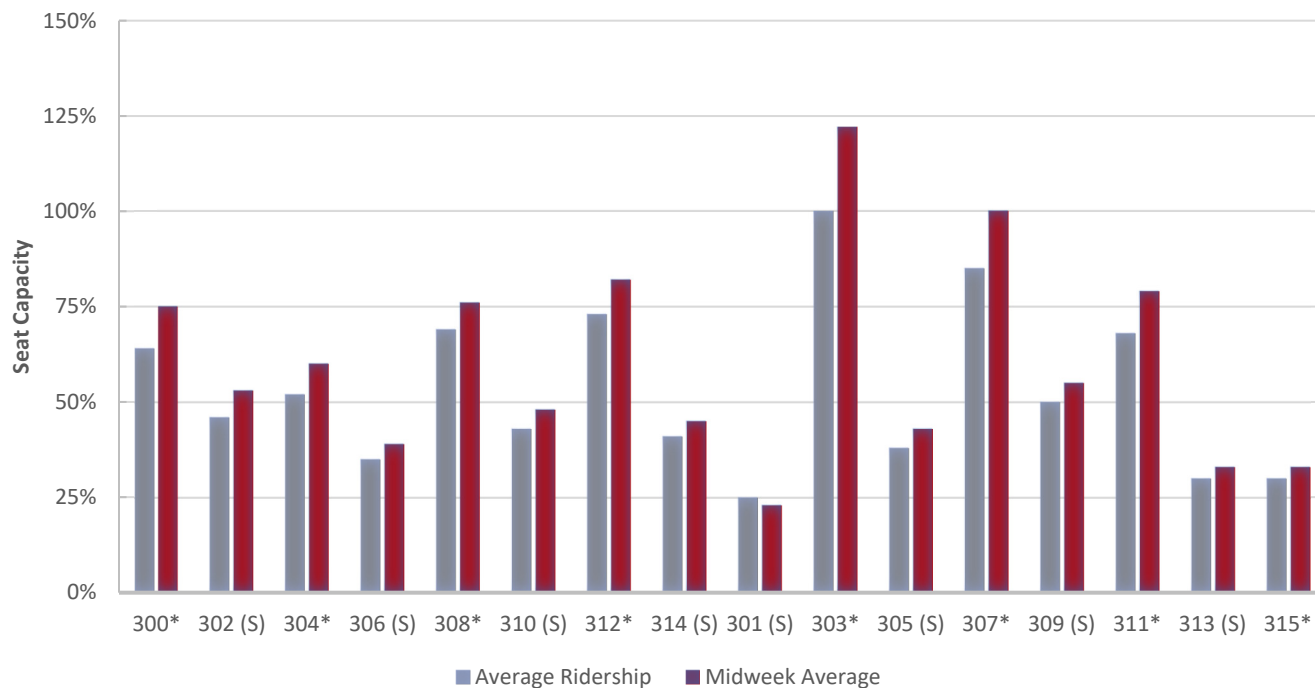
SUMMONSES WAIVED
OUTSIDE OF COURT

Reason for Dismissal	Occurrences
Passenger showed proof of a monthly ticket	11
One-time courtesy	0
Per the request of the conductor	0
Defective ticket	0
Per ops manager	0
Unique circumstances	0
Insufficient information	0
Lost and found ticket	0
Other	0
Total Waived	11

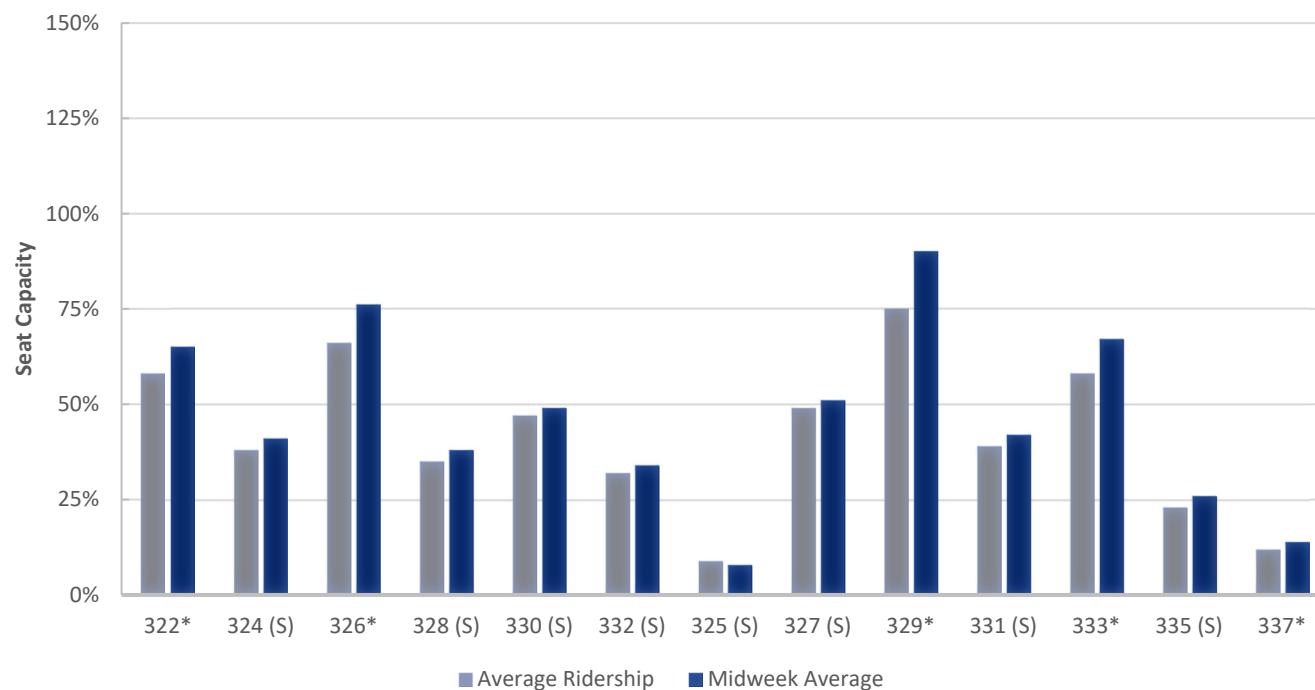
MONTHLY SUMMONSES
COURT ACTION

TRAIN UTILIZATION

FREDERICKSBURG LINE



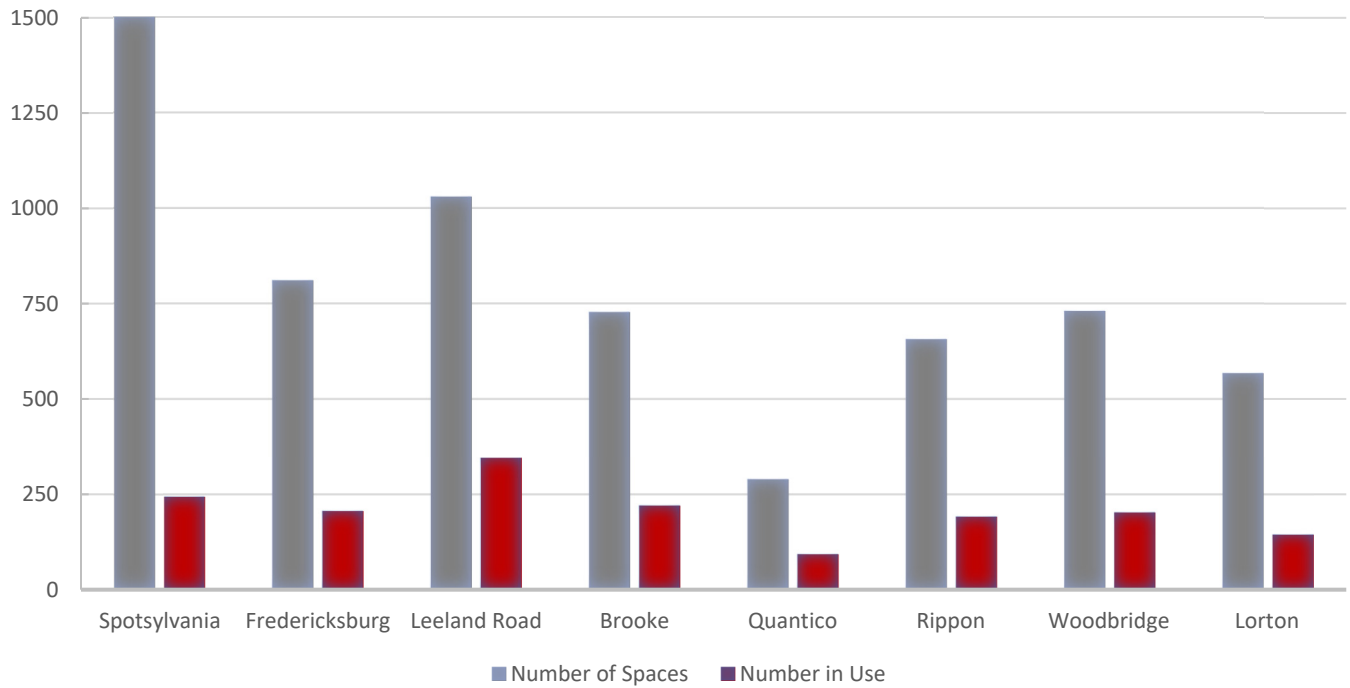
MANASSAS LINE



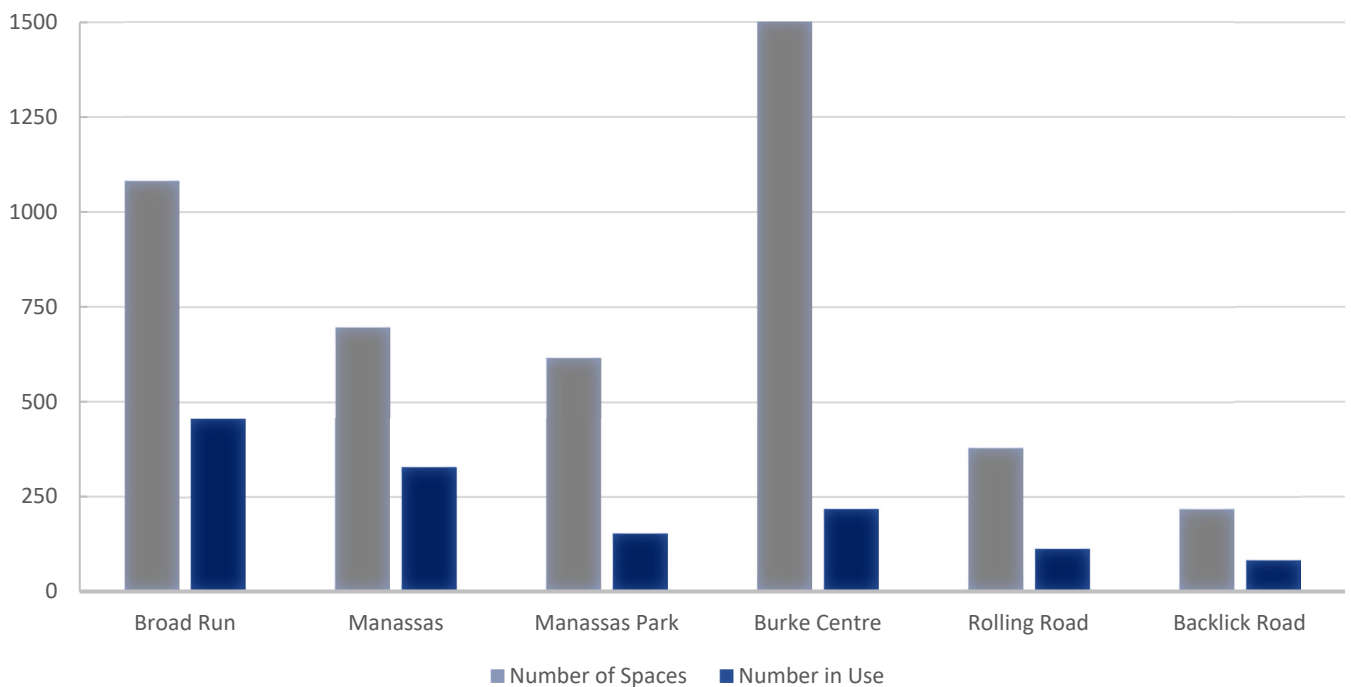
*Utilization reflects 11 days of regular service. (S) Utilization reflects 11 days of regular and 11 days of reduced, "S" schedule, service.

PARKING UTILIZATION

FREDERICKSBURG LINE



MANASSAS LINE



FINANCIAL REPORT FOR FEBRUARY 2020

Fare revenue through the first eight months of FY 2020 was approximately \$194,000 above budget (a favorable variance of 0.7 percent) and 5.2 percent above the same period in FY 2019.

Ridership and fare revenue in February were not materially impacted by the ongoing coronavirus (COVID-19) pandemic. We expect to report significant impacts related to the pandemic starting in March 2020.

The operating ratio through February is 56 percent, which is above VRE's budgeted operating ratio of 52 percent for the full 12 months of FY 2020. VRE is required to budget a minimum operating ratio of 50 percent.

A summary of the FY 2020 financial results through February follows, including information on major revenue and expense categories. Please note that these figures are preliminary and unaudited.

FY 2020 Operating Budget Report Month Ended February 29, 2020							
	CURR. MO. ACTUAL	CURR. MO. BUDGET	YTD ACTUAL	YTD BUDGET	YTD \$ VARIANCE	YTD % VARIANCE	TOTAL FY19 BUDGET
Operating Revenue							
Passenger Ticket Revenue	3,482,615	3,303,135	29,053,423	28,858,968	194,454	0.7%	43,810,000
Other Operating Revenue	606	16,964	173,012	148,214	24,797	16.7%	225,000
Subtotal Operating Revenue	3,483,221	3,320,099	29,226,434	29,007,183	219,252	0.8%	44,035,000
Jurisdictional Subsidy (1)	-	-	17,767,748	17,767,748	-	0.0%	13,239,555
Federal/State/Other Jurisdictional Subsidy	2,677,753	2,742,538	21,455,898	21,943,692	(487,794)	-2.2%	32,665,351
Appropriation from Reserve/Other Income	-	-	-	-	-	0.0%	-
Interest Income	131,998	37,698	1,034,688	329,365	705,323	214.1%	500,000
Total Operating Revenue	6,292,972	6,100,336	69,484,768	69,047,988	436,781	0.6%	90,439,906
Operating Expenses							
Departmental Operating Expenses	6,087,411	6,333,301	52,517,206	56,691,201	4,173,995	7.4%	84,203,149
Debt Service	518,480	518,480	4,147,868	4,147,838	(30)	0.0%	6,221,757
Other Non-Departmental Expenses	-	1,131	27,000	9,881	(17,119)	0.0%	15,000
Total Operating Expenses	6,605,891	6,852,912	56,692,074	60,848,920	4,156,846	6.8%	90,439,906
Net income (loss) from Operations	(312,918)	(752,576)	12,792,694	8,199,068	4,593,626		-
Operating Ratio							
			56%	51%	Budgeted	52%	
					Goal	50%	


(1) Total jurisdictional subsidy is \$17,767,748. Portion shown as budgeted is attributed to Operating Fund only.

FACILITIES UPDATE

The following is a status update of VRE facilities projects.

Completed projects:

1. Installation of electrical conduits and conductors for Variable Messaging System (VMS) at Alexandria Station
2. Installation of anti-slip tape on Quantico Station pedestrian crossing



Before Installation of anti-slip tape on Quantico Station pedestrian crossing



After Installation of anti-slip tape on Quantico Station pedestrian crossing

Projects scheduled to be completed this quarter:

1. Issuance of GEC Task Order for design of platform widening at L'Enfant Station
2. Submission of IFB package for modernization of east elevator at Woodbridge Station
3. Repair of minor cracks in west platform at Woodbridge Station
4. Submission of IFB package for painting of Franconia-Springfield Station
5. Replacement of dead and damaged trees at Spotsylvania Station
6. Submission of IFB package for canopy roof replacement at Backlick Road Station
7. Submission of IFB package for replacement of tactile warning strips at various stations
8. Replacement of HVAC system at Alexandria Headquarters Suite 201

Projects scheduled to be initiated this quarter:

1. Issuance of GEC Task Order for design of minor structural repairs at Franconia-Springfield, Woodbridge, Rippon and Brooke Stations
2. Replacement of parking lot light fixtures at Spotsylvania Station
3. Issuance of GEC Task Order for design of renovations to Alexandria Headquarters

Ongoing projects:

1. Replacement of signage at Franconia-Springfield, Woodbridge and Leeland Road Stations
2. Replacement of waste and recycling receptacles at various stations

UPCOMING PROCUREMENTS

- Construction of the Lifecycle Overhaul and Upgrade Facility
- Program management services
- Canopy roof replacement at the Backlick Road Station
- Modernization of VRE Woodbridge Station east elevator
- Passenger car wheelchair lift assemblies
- Construction of Rolling Road Station platform extension
- Purchase of LED light fixtures
- Construction of L'Enfant south storage track wayside power
- Variable Messaging System replacement
- Tactile strip replacements
- Pavement repairs and striping at the Rippon and Leeland Road stations and Fredericksburg Lot G
- Franconia-Springfield Station painting services
- Purchase of forklift trucks
- Final design services for VRE Broad Run expansion
- Safety and security consulting services
- Renewal of locomotive head end power engine systems
- Construction of Quantico Station improvements
- Construction management services for the Quantico Station Improvements project
- Overhaul of emergency generators
- Headquarters renovations

CAPITAL PROJECTS UPDATES

The following is a status update of VRE capital projects.

Completed projects or major project milestones:

1. Long Bridge Project Environmental Impact Statement (*study by others*) – Draft environmental impact statement, which identifies a preferred alternative and examines its impacts, was released and published in the Federal Register; DDOT and FRA are reviewing public comments to be addressed in the final environmental impact statement expected in the Summer of 2020.
2. New York Avenue Midday Storage Replacement Facility – preliminary design effort has been completed and continuing collaboration with Amtrak on project agreements.

Projects or project phases scheduled to be completed this quarter:

3. Franconia-Springfield Station Improvements (FRS) Revise current design plans
4. Lorton Station Second Platform (LOR) Revise current design plans
5. Rippon Station Improvements (RIP) Revise current design plans
6. Brooke Station Improvements (BKV) Revise current design plans
7. Leeland Road Station Improvements (LLR) Revise current design plans
8. Broad Run Expansion (BRX) Section 106 Consultation
9. Construction of Benchmark Road Slope Stabilization (Hamilton to Crossroads closeout)

Projects or project phases scheduled to be initiated this quarter:

10. IFB for construction of Rolling Road Station Improvements
11. Request for proposals (RFP) advertised for LOU Construction Management

Ongoing projects:

12. Broad Run Expansion (BRX)
13. Manassas Park Parking Improvements
14. Rolling Road Station Improvements
15. Crossroads Maintenance and Storage Facility (MSF) – land acquisition completed
16. Lifecycle Overhaul & Upgrade Facility (LOU)
17. Benchmark Road Slope Stabilization (Hamilton to Crossroads closeout)
18. Leeland Road Station Improvements
19. Brooke Station Improvements
20. Quantico Station Improvements
21. Rippon Station Improvements
22. Lorton Station Second Platform
23. Franconia-Springfield Station Improvements
24. Alexandria Station Improvements
25. Alexandria Station Track I Access (Slaters Lane)
26. Crystal City Station Improvements
27. L'Enfant Train Storage Track - South
28. L'Enfant Station Improvements
29. New York Avenue Midday Storage Facility
30. Potomac Shores VRE Station – *design by others*
31. Washington Union Station Improvements Environmental Impact Statement – *study by others*
32. DC2RVA Environmental Impact Statement – *study by others*

Projects Progress Report Follows

PASSENGER

PROJECT	DESCRIPTION	PHASE					
		CD	PE	EC	RW	FD	CN
Alexandria Station Improvements	Eliminate at-grade track crossing, add elevators, modify platforms.	◆	◆	◆	N/A	●	
	Modify Slaters Lane Interlocking for passenger trains on Track #1.	◆	◆	◆	N/A	●	
	Extend and widen East Platform and elevate West Platform.	◆	◆	◆	N/A	●	
Franconia-Springfield Station Improvements	Extend both platforms and widen East Platform for future third track. ◆	◆	◆	◆	N/A	●	
Lorton Station Improvements	Construct new second platform with pedestrian overpass. ¹	◆	◆	◆	N/A	●	
Rippon Station Improvements	Extend existing platform, construct new second platform with pedestrian overpass. ¹	◆	●	●	N/A		
Potomac Shores Station Improvements	New VRE station and parking in Prince William County provided by private developer.	◆	●	◆	N/A		
Quantico Station Improvements	Extend existing platform, construct new second platform with pedestrian overpass.	◆	◆	◆	N/A	●	
Brooke Station Improvements	Extend existing platform, construct new second platform with pedestrian overpass. ¹	◆	●	●	N/A		
Leeland Road Station Improvements	Extend existing platform, construct new second platform with pedestrian overpass. ¹	◆	●	●	N/A		
Manassas Park Parking Improvements	Parking garage to increase parking capacity to 1,100 spaces.	◆	◆	●	N/A		
Rolling Road Station Improvements	Extend existing platform and rehabilitate existing station	◆	◆	◆	N/A	●	●
Crystal City Station Improvements	Replace existing side platform with new, longer island platform.	◆	●	●	N/A		
L'Enfant Station Improvements	Replace existing platform with wider, longer island platform. Add fourth track (VA-LE)	◆			N/A		

PHASE: CD - Conceptual Design PE - Preliminary Engineering EC - Environment Clearance RW - Right of Way Acquisition FD - Final Design CN - Construction

STATUS: ◆ Completed ● Underway ■ On Hold ◆ part of the "Penta-Platform" program

¹ Total project cost estimate in adopted FY2020 CIP Budget; percentage complete based on VRE Operations Board authorization

² Does not include minor (< \$50,000) operating expenditures

* \$2,181,630 authorization divided across five "Penta-Platform" program stations

ESTIMATED COSTS (\$)						STATUS		
Total ¹	Funded	Unfunded	Authorized	Expended ²	Percent Complete ¹	Project Completion Date		
31,875,014	31,875,014	-	2,382,759	2,193,257	90%	4th QTR 2020	●	Design underway. Stakeholder meetings held 3/1 and 4/3.
7,000,000	7,000,000	-	467,500	270,487	60%	2nd QTR 2019	●	Materials continue to be delivered. Assembly of cross-over has begun.
2,400,000	400,000	2,000,000	-	-	5%	4th QTR 2020	●	Design work on east platform only; west platform improvements unfunded.
13,000,000	13,000,000	-	*	552,693	30%	4th QTR 2022	●	FD underway with anticipated completion 4th QTR 2020. Ongoing coordination with DRPT projects.
16,150,000	16,150,000	-	*	799,125	30%	4th QTR 2022	●	FD underway with anticipated completion 4th QTR 2020. Ongoing coordination with DRPT projects.
16,634,793	16,634,793	-	*	387,598	20%	4th QTR 2023	●	PE design/EC anticipated completion 4th QTR 2020. Ongoing coordination with DRPT projects.
No costs for VRE. Private developer providing station.					10%	TBD	●	Potomac Shores VRE Station design underway to include parking structure. 60% Re-Design Submittal received and
18,372,949	18,372,949	0	388,784	830,833	30%	TBD	●	SMART SCALE grant agreement pending. FD completion and Construction Procurement anticipated
23,391,019	23,391,019	-	*	387,040	20%	4th QTR 2023	●	DRPT LONP received; REF grant pending. PE design/EC anticipated completion 4th QTR 2020. Ongoing
15,527,090	15,527,090	-	*	356,333	20%	4th QTR 2023	●	DRPT LONP received; REF grant pending. PE design/EC anticipated completion 4th QTR 2020. Ongoing
25,983,000	25,983,000	0	2,238,144	670,225	30%	4th QTR 2022	●	Meeting held with Governing Body on 4/3. FD continues.
2,000,000	2,000,000	-	640,503	418,887	70%	3rd QTR 2020	●	Invitation for Bids (IFB) pending NS Construction Agreement and Fairfax County Building Permit.
49,940,000	19,098,463	30,841,537	1,584,619	397,848	30%	2nd QTR 2024	●	PE & EC initiated in Oct 2019 and anticipated completion 3rd QTR 2020.
70,650,000	62,465,721	8,184,279	130,501	65,150	50%	2nd QTR 2023	●	DRPT LONP received. Real estate research in progress under LONP.

TRACK AND INFRASTRUCTURE

PROJECT	DESCRIPTION	PHASE					
		CD	PE	EC	RW	FD	CN
Hamilton-to-Crossroads Third Track	2¼-miles of new third track with CSXT design and construction of signal and track tie-ins.	◆	◆	◆	N/A	◆	◆

MAINTENANCE AND STORAGE FACILITIES

L'Enfant Train Storage Track - South	Conversion of CSXT Temporary Track to VRE Storage Track (1,350 feet) and Associated Signal Work	◆	◆	◆	N/A	●	●
Lifecycle Overhaul & Upgrade Facility	New LOU facility to be added to the Crossroads MSF.	◆	◆	◆	N/A	◆	■
Crossroads Maintenance and Storage Facility - Land Acquisition	Acquisition of 19.5 acres of land, construction of two storage tracks and related site improvements.	◆	N/A	N/A	●	N/A	N/A
New York Avenue Midday Storage Replacement Facility	Midday storage facility replacement for Ivy City storage facility.	◆	●	●	●		

ROLLING STOCK

Passenger Railcar Procurement	Acquisition of 29 new railcars.	◆	N/A	N/A	N/A	◆	◆
Positive Train Control	Implement Positive Train Control for all VRE locomotives and control cars.	◆	N/A	N/A	N/A	◆	●

PLANNING, COMMUNICATIONS AND IT










Broad Run Expansion (was Gainesville-Haymarket Extension)	NEPA and PE for expanding commuter rail service capacity in Western Prince William County	◆	●	●	-	-	-
Mobile Ticketing	Implementation of a new mobile ticketing system.	◆	N/A	N/A	N/A	◆	●

PHASE: CD - Conceptual Design PE - Preliminary Engineering EC - Environment Clearance RW - Right of Way Acquisition FD - Final Design CN - Construction

STATUS: ◆ Completed ● Underway ■ On Hold

¹ Total project cost estimate in adopted FY2020 CIP Budget; percentage complete based on VRE Operations Board authorization

² Does not include minor (< \$50,000) operating expenditures

Total ¹	ESTIMATED COSTS (\$)				Percent Complete ¹	Project Completion Date	STATUS	
	Funded	Unfunded	Authorized	Expended ²				
32,500,000	32,500,000	-	33,285,519	30,578,003	90%	3rd QTR 2018		Close-out pending repair of storm damage to embankment.
3,965,000	3,965,000	-	2,937,323	1,699,610	60%	4th QTR 2019		CSXT Construction Agreement received. CM underway.
38,183,632	38,183,632	-	3,176,039	2,143,583	70%	TBD		FD completion pending Final Electrical Design Coordination with REC. IFB anticipated 2nd Quarter 2020, uponn
2,950,000	2,950,000	-	2,950,000	163,565	100%	1st QTR 2020		Land acquisition has been completed.
89,666,508	89,666,508	-	3,588,305	2,255,899	90%	4th QTR 2021		Preliminary design has been completed and continuing to collaborate with Amtrak on agreements.
75,264,693	75,264,693	-	69,457,809	47,915,644	99%	4th QTR 2020		All cars received. Completion date reflects end of warranty period.
14,191,833	14,191,833	-	10,294,079	7,984,451	95%	4th QTR 2018		Implementation Completed. Final stabilization and familiarization phase in process.
110,700,000	82,526,398	28,173,602	5,855,650	4,539,446	80%	4th QTR 2024		PE design and EC underway. Property acquisition due diligence underway.
3,510,307	3,510,307	-	3,510,627	2,282,853	70%	3rd QTR 2019		Big Commerce/Moovel collaboration underway for web based ticketing portal. Uplift to new platform scheduled for mid-summer.



VIRGINIA RAILWAY EXPRESS

1500 KING STREET, SUITE 202 • ALEXANDRIA, VA 22314 • 703.684.1001

VRE.ORG

