

CEO REPORT

JANUARY 2020



OUR MISSION

The Virginia Railway Express, a joint project of the Northern Virginia Transportation Commission and the Potomac Rappahannock Transportation Commission, will provide safe, cost-effective, accessible, reliable, convenient, and customer responsive commuter-oriented rail passenger service. VRE contributes to the economic vitality of its member jurisdictions as an integral part of a balanced, intermodal regional transportation system.



CEO REPORT | JANUARY 2020

TABLE OF CONTENTS

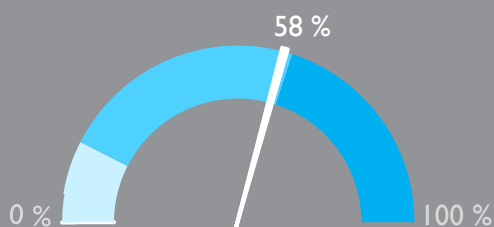
SUCCESS AT A GLANCE	3
ON-TIME PERFORMANCE	4
AVERAGE DAILY RIDERSHIP	6
SUMMONSES ISSUED	7
TRAIN UTILIZATION	8
PARKING UTILIZATION	9
FINANCIAL REPORT	10
FACILITIES UPDATE.....	11
UPCOMING PROCUREMENTS	12
CAPITAL PROJECTS UPDATES	13
PROJECTS PROGRESS REPORT	15



VIRGINIA RAILWAY EXPRESS
A better way. A better life.

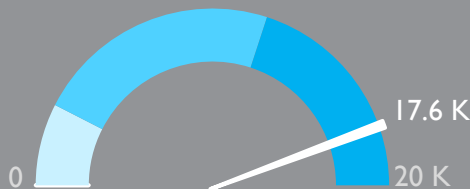


SUCCESS AT A GLANCE



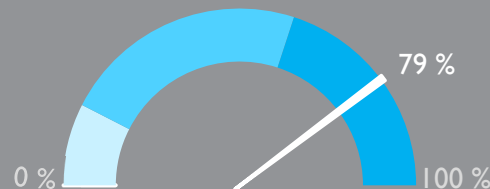
PARKING
UTILIZATION

The total number of parking spaces used in the VRE system during the month, divided by the total number of parking spaces available.



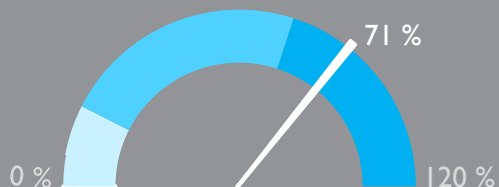
AVERAGE DAILY
RIDERSHIP

The average number of boardings each operating day inclusive of Amtrak Step-Up boardings but excluding "S" schedule operating days.
Same month, previous year: 17,552



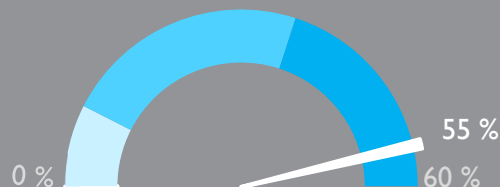
ON-TIME
PERFORMANCE

Percentage of trains that arrive at their destination within five minutes of the schedule.
Same month, previous year: 86%



SYSTEM CAPACITY

The percent of peak hour train seats occupied.
The calculation excludes reverse flow and non-peak hour trains.



OPERATING RATIO

The monthly operating revenues divided by the monthly operating expenses, which depicts the percent of operating costs paid by the riders.
Board-established goal: 52%

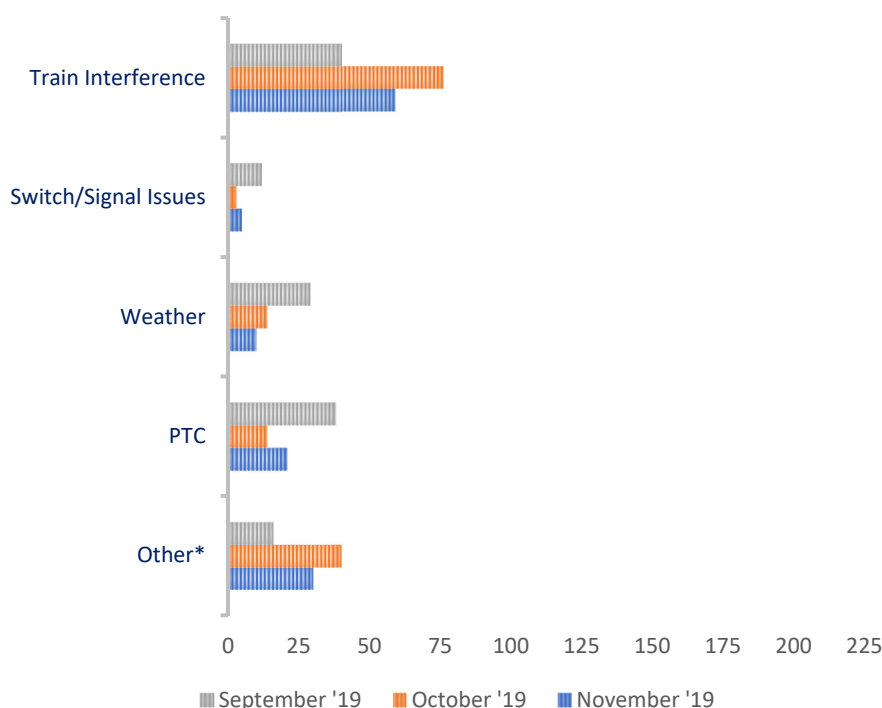
November 2019

ON-TIME PERFORMANCE

OUR RECORD

	November 2019	October 2019	November 2018
Manassas Line	75%	77%	82%
Fredericksburg Line	83%	81%	91%
System Wide	79%	79%	86%

PRIMARY REASON FOR DELAY



VRE operated 588 trains in November. Our on-time rate for November was 79 percent.

One hundred twenty-five trains arrived more than five minutes late to their final destinations. Of those late trains, 74 were on the Manassas Line (59 percent), and 51 were on the Fredericksburg Line (41 percent).

At 79 percent, systemwide on-time performance remained steady. There were no major shifts in delay numbers by category. Slight reductions in one area were offset by slight increases in others.

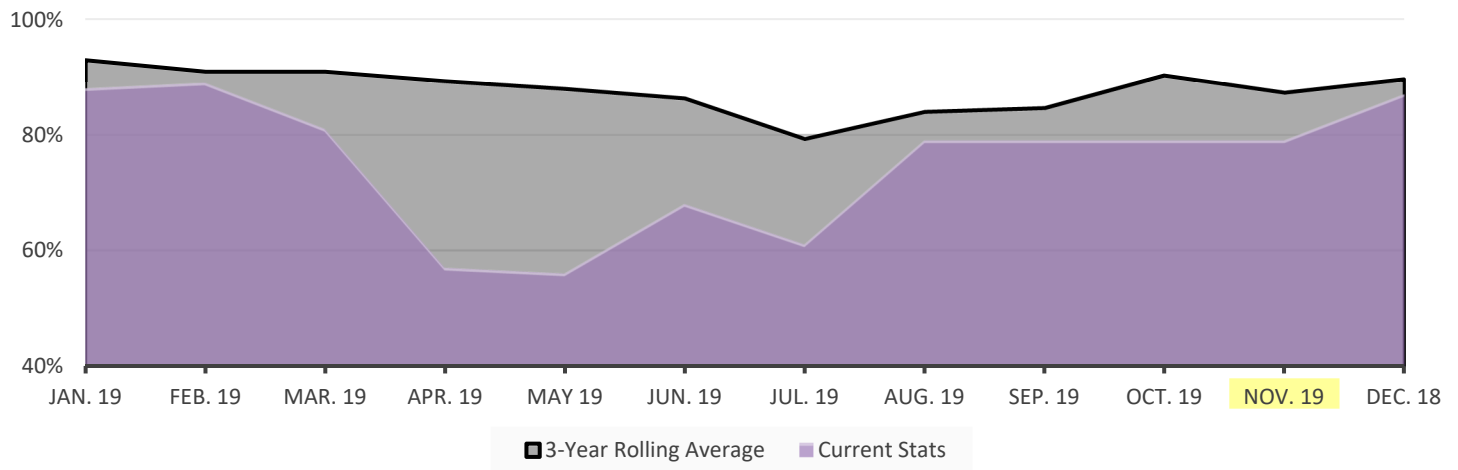
*Includes trains that were delayed due to operational testing and passenger handling.

LATE TRAINS

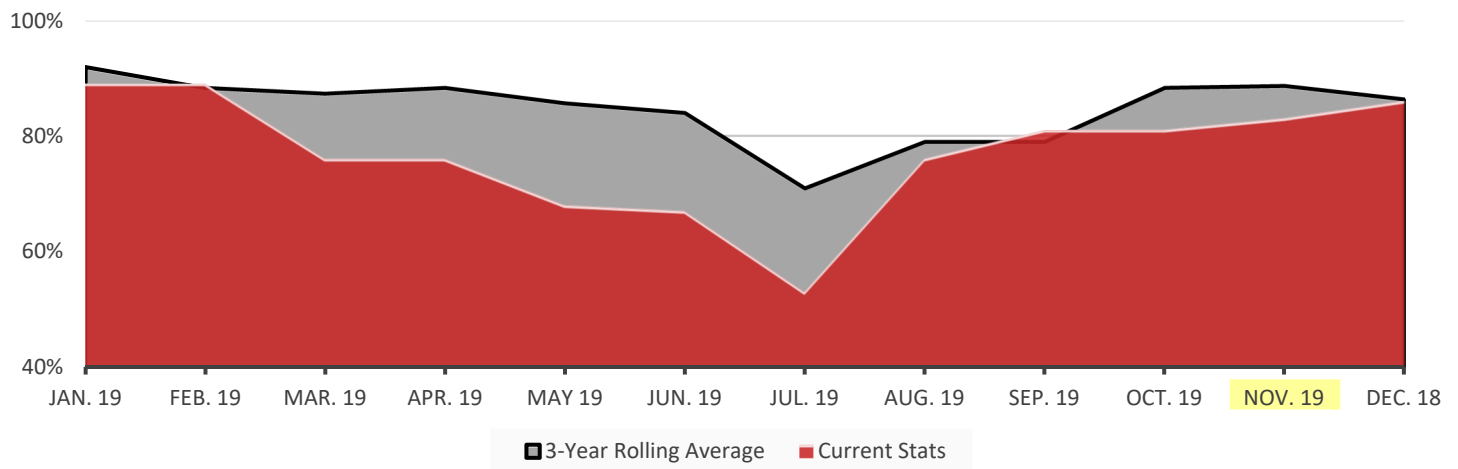
	System Wide			Fredericksburg Line			Manassas Line		
	Sept.	Oct.	Nov.	Sept.	Oct.	Nov.	Sept.	Oct.	Nov.
Total late trains	135	147	125	62	66	51	73	81	74
Average minutes late	14	14	15	15	15	12	14	14	17
Number over 30 minutes	7	9	6	5	7	1	2	2	5
Heat restrictions	7	3	0	7	3	0			

ON-TIME PERFORMANCE

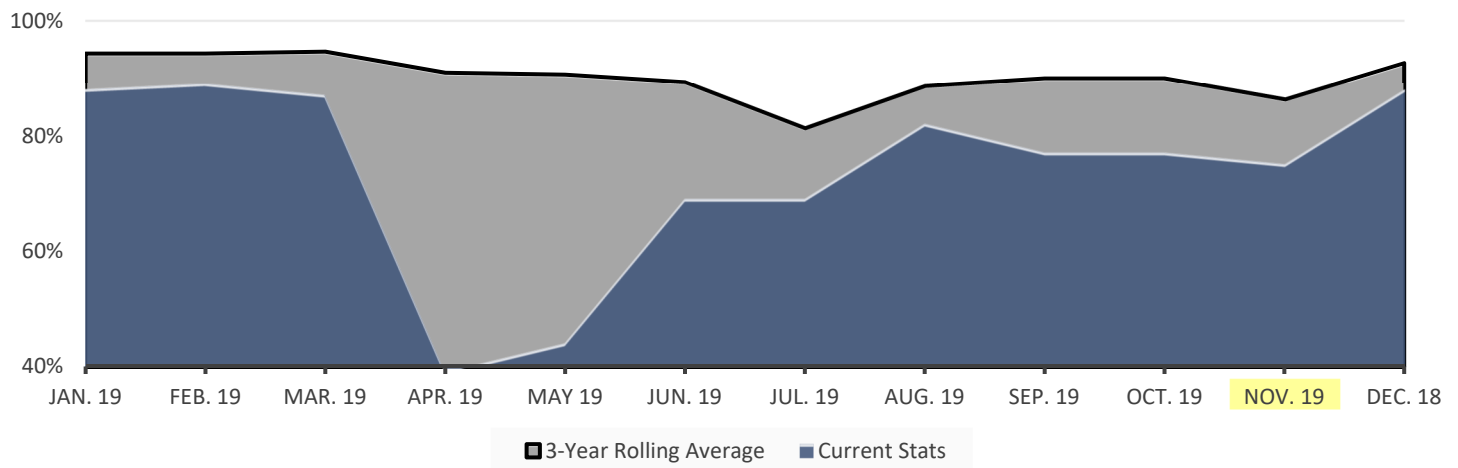
VRE SYSTEM



FREDERICKSBURG LINE

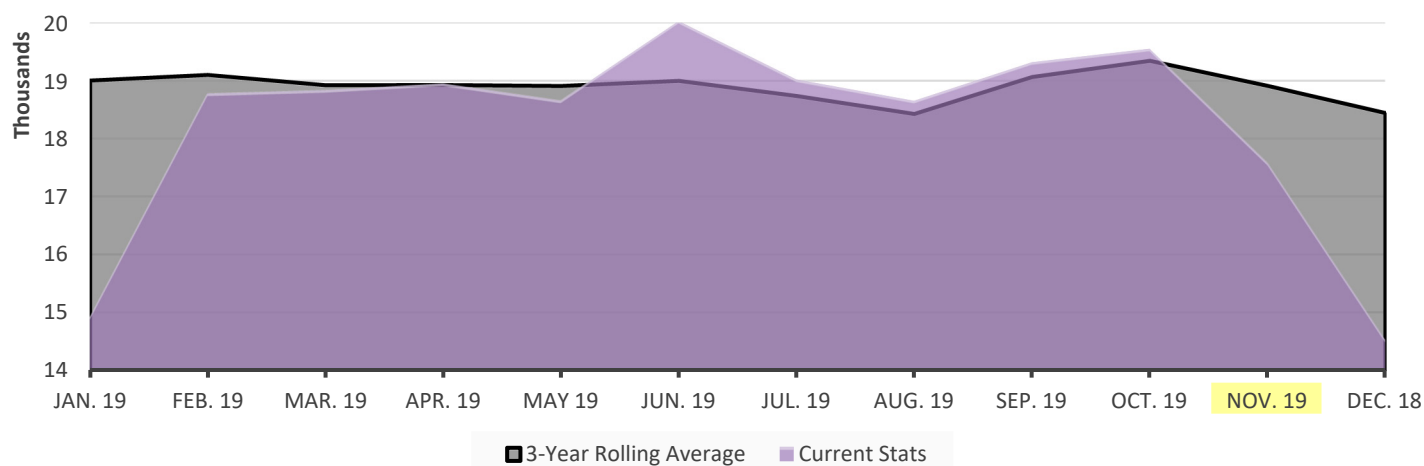


MANASSAS LINE

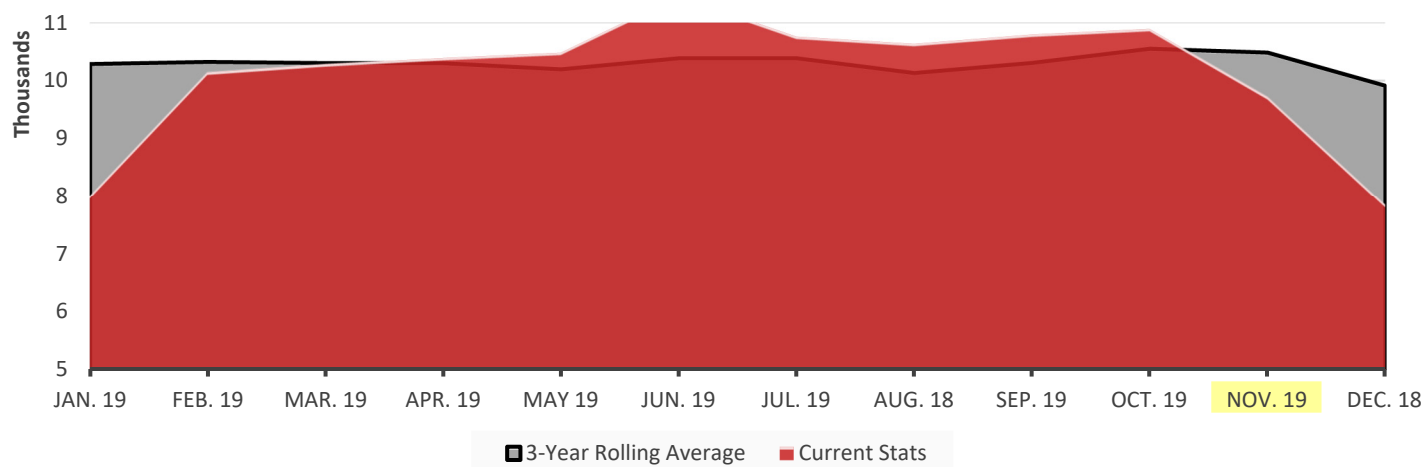


AVERAGE DAILY RIDERSHIP

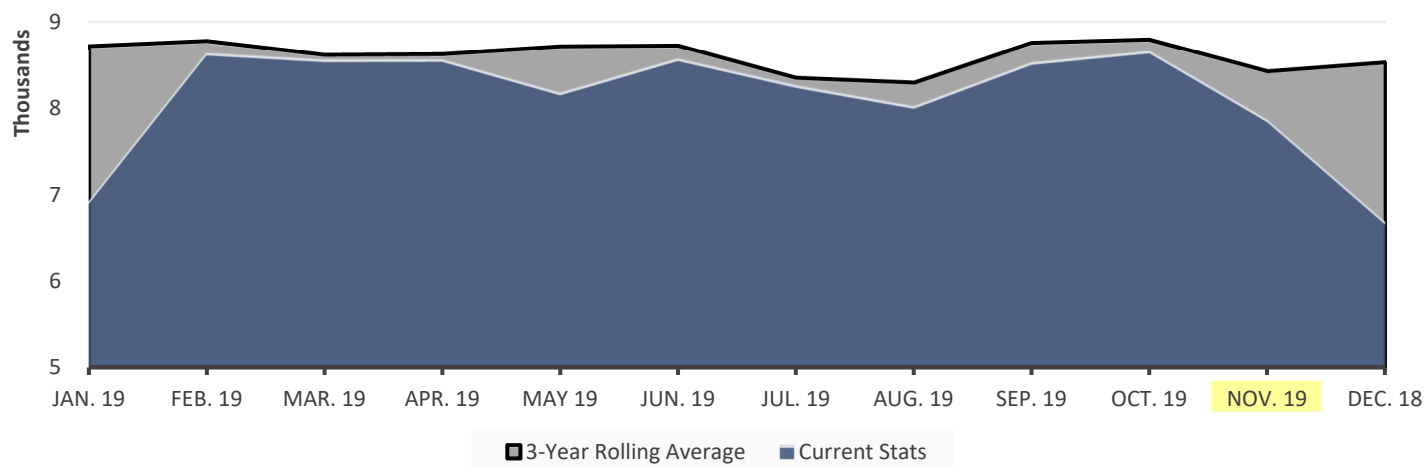
VRE SYSTEM



FREDERICKSBURG LINE



MANASSAS LINE



JANUARY 2020

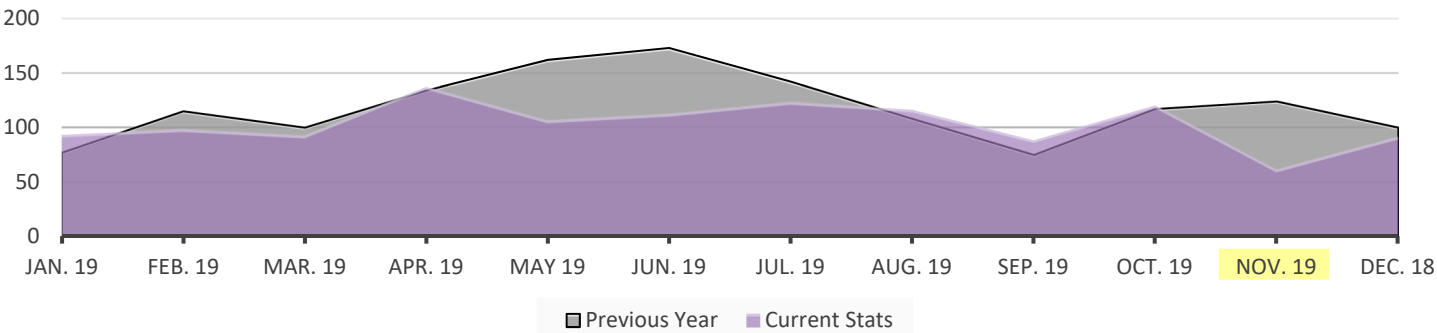
RIDERSHIP UPDATES

Average daily ridership (ADR) in November was approximately 17,600.

	November 2019	October 2019	November 2018
Monthly Ridership	334,031	430,142	351,049
Average Daily Ridership	17,581	19,552	17,552
Full Service Days	19	22	20
“S” Service Days	1	0	1

SUMMONSES ISSUED

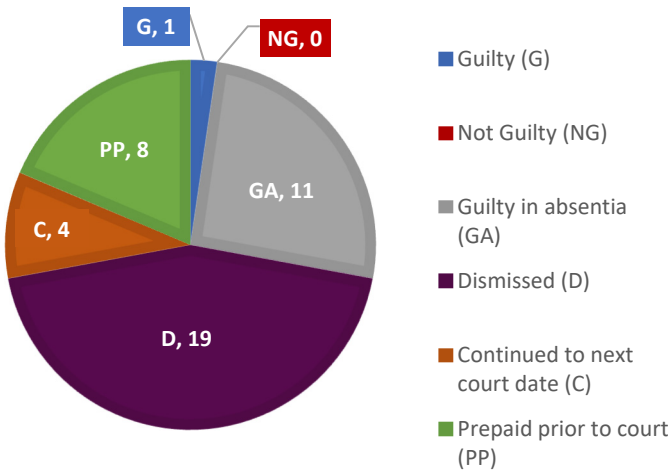
VRE SYSTEM



SUMMONSES WAIVED OUTSIDE OF COURT

Reason for Dismissal	Occurrences
Passenger showed proof of a monthly ticket	20
One-time courtesy	13
Per the request of the conductor	6
Defective ticket	0
Per ops manager	0
Unique circumstances	0
Insufficient information	0
Lost and found ticket	0
Other	4
Total Waived	43

MONTHLY SUMMONSES COURT ACTION

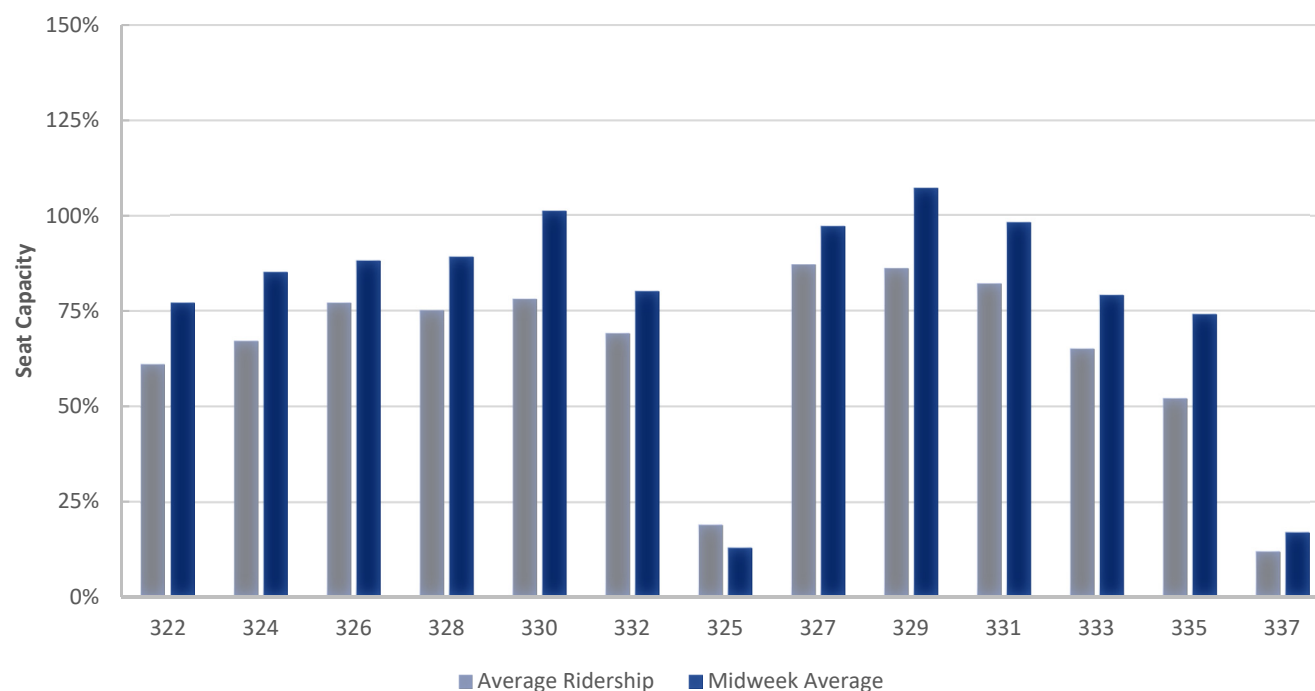


TRAIN UTILIZATION

FREDERICKSBURG LINE

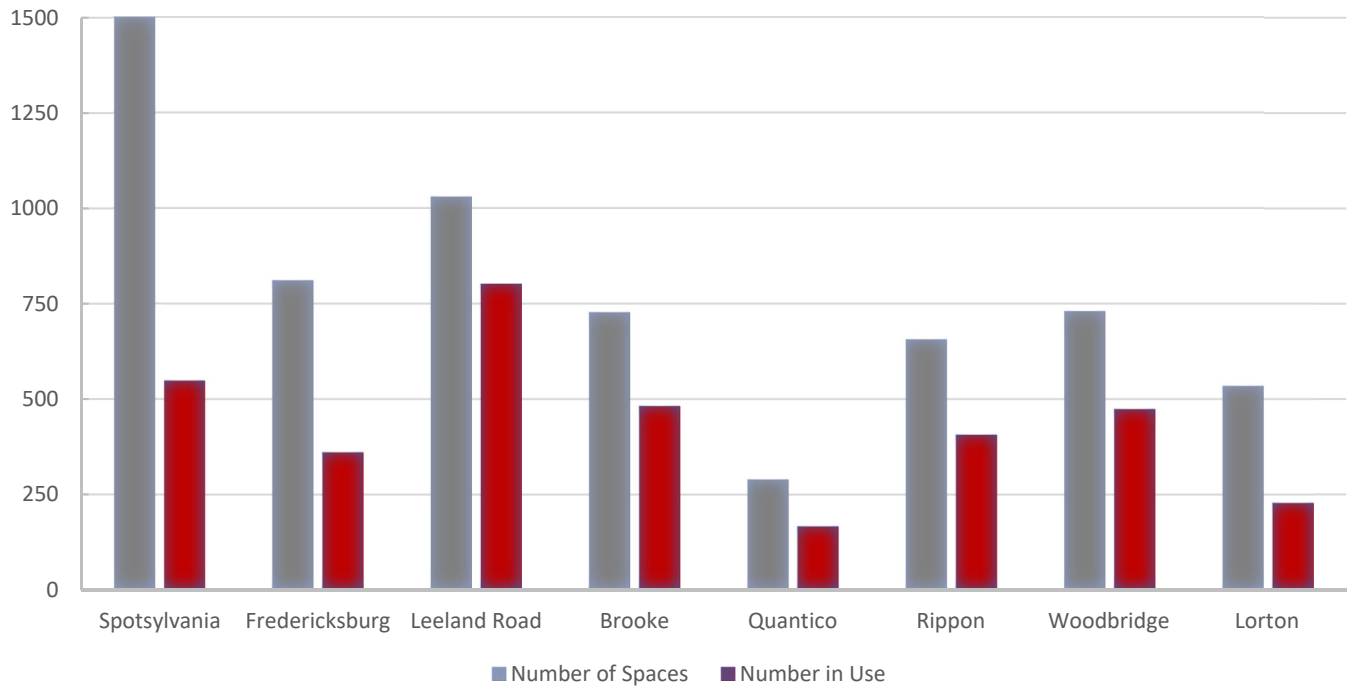


MANASSAS LINE

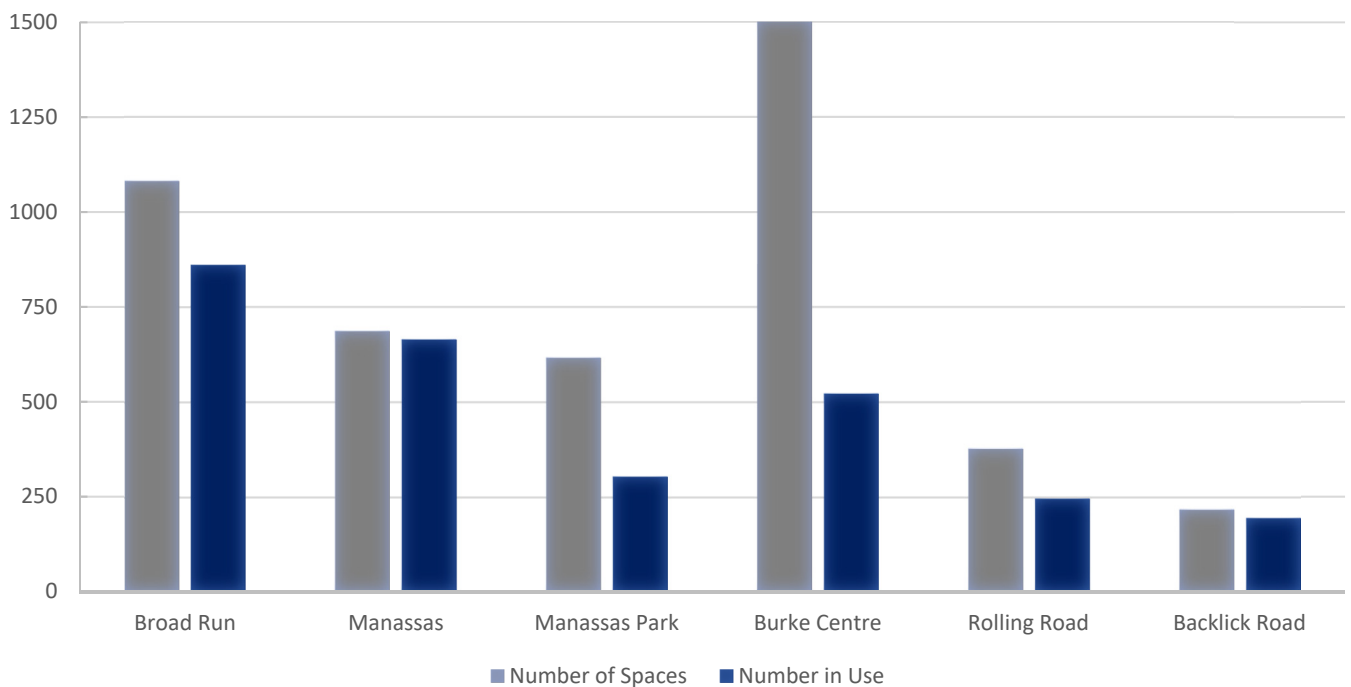


PARKING UTILIZATION

FREDERICKSBURG LINE



MANASSAS LINE



FINANCIAL REPORT

Fare revenue through the first five months of FY 2020 is approximately \$217,000 above budget (a favorable variance of 1.2 percent) and is 4.1 percent above the same period in fiscal year 2019.

The operating ratio through November is 55 percent, which is above VRE's budgeted operating ratio of 53 percent for the full 12 months of fiscal year 2020. VRE is required to budget a minimum operating ratio of 50 percent.

A summary of the FY 2020 financial results through November follows, including information on major revenue and expense categories. Please note that these figures are preliminary and unaudited.

FY 2020 Operating Budget Report Month Ended November 30, 2019							
	CURR. MO. ACTUAL	CURR. MO. BUDGET	YTD ACTUAL	YTD BUDGET	YTD \$ VARIANCE	YTD % VARIANCE	TOTAL FY19 BUDGET
Operating Revenue							
Passenger Ticket Revenue	3,463,128	3,303,135	18,470,965	18,254,167	216,798	1.2%	43,810,000
Other Operating Revenue	650	16,964	116,759	93,750	23,009	24.5%	225,000
Subtotal Operating Revenue	3,463,778	3,320,099	18,587,723	18,347,917	239,807	1.3%	44,035,000
Jurisdictional Subsidy (1)	-	-	9,062,029	9,062,209	(180)	0.0%	13,230,397
Federal/State/Other Jurisdictional Subsidy	2,594,357	2,575,792	13,404,956	13,199,401	205,555	1.6%	31,462,978
Appropriation from Reserve/Other Income	-	-	-	-	-	0.0%	-
Interest Income	106,203	37,698	666,180	208,333	457,847	219.8%	500,000
Total Operating Revenue	6,164,338	5,933,590	41,720,889	40,817,860	903,029	2.2%	89,228,375
Operating Expenses							
Departmental Operating Expenses	5,364,883	5,928,690	33,631,454	36,235,690	2,604,236	7.2%	82,991,618
Debt Service	518,480	518,480	2,592,429	2,592,399	(30)	0.0%	6,221,757
Other Non-Departmental Expenses	3,472	1,131	18,500	6,250	(12,250)	0.0%	15,000
Total Operating Expenses	5,886,835	6,448,301	36,242,383	38,834,338	2,591,955	6.7%	89,228,375
Net income (loss) from Operations	277,504	(514,711)	5,478,506	1,983,521	3,494,985		-
Operating Ratio			55%	51%		Budgeted Goal	53% 50%

(1) Total jurisdictional subsidy is \$17,767,748. Portion shown as budgeted is attributed to Operating Fund only.

FACILITIES UPDATE

The following is a status update of VRE facilities projects.

Completed projects:


1. Removal of abandoned vehicle from Rippon Station through coordination with Prince William County Police
2. Installation of electrical conduits and conductors for Variable Messaging System (VMS) at Fredericksburg Station



Exterior of abandoned car at Rippon

Projects scheduled to be completed this quarter:

1. Installation of electrical conduits and conductors for Variable Messaging System (VMS) at Alexandria Station
2. Development of IFB for modernization of east elevator at Woodbridge Station
3. Development of IFB for canopy roof replacement at Backlick Road Station
4. Development of IFB for painting of Franconia-Springfield Station
5. Development of IFB for pavement repairs and restriping at Rippon and Leeland Road Stations and Fredericksburg VRE Lot E



Interior of abandoned car at Rippon

Projects scheduled to be initiated this quarter:

1. Issuance of GEC Task Order for design of platform widening at L'Enfant Station
2. Issuance of GEC Task Order for design of minor structural repairs at Franconia-Springfield, Woodbridge, Rippon and Brooke Stations
3. Issuance of GEC Task Order for design of Phase 2 renovations to Alexandria Headquarters Suite 201
4. Development of IFB or RFQ for emergency generator overhaul project at Alexandria Headquarters, Woodbridge Station, Manassas Station and Fredericksburg VRE office

Ongoing projects:

1. Replacement of parking lot entrance signs at various stations
2. Replacement of waste and recycling receptacles at various stations
3. Design of Phase 2 renovations to Alexandria Headquarters Suite 202

UPCOMING PROCUREMENTS

- Construction of the Lifecycle Overhaul and Upgrade Facility
- Program management services
- Canopy roof replacement at the Backlick Road Station
- Modernization of VRE Woodbridge Station east elevator
- Passenger car wheelchair lift assemblies
- Construction of Rolling Road Station platform extension
- Purchase of LED light fixtures
- Construction of L'Enfant south storage track wayside power
- Variable Messaging System replacement
- Tactile strip replacements
- Pavement repairs and striping at the Rippon and Leeland Road stations and Fredericksburg Lot G
- Franconia-Springfield Station painting services
- Website management services
- Purchase of forklift trucks
- Final design services for VRE Broad Run expansion
- Safety and security consulting services
- Renewal of locomotive head end power engine systems
- Construction of Quantico Station improvements
- Construction management services for the Quantico Station Improvements project
- Mechanical engineering consulting services

CAPITAL PROJECTS UPDATES

The following is a status update of VRE capital projects.

Completed projects or major project milestones:

1. Long Bridge Project Environmental Impact Statement (*study by others*) – Draft environmental impact statement, which identifies a preferred alternative and examines its impacts, was released and published in the Federal Register; DDOT and FRA are reviewing public comments to be addressed in the final environmental impact statement expected in the Summer of 2020.
2. New York Avenue Midday Storage Replacement Facility – continuing due-diligence activities on potential property acquisitions; preliminary design effort has been completed and continue collaboration with Amtrak on project agreements.

Projects or project phases scheduled to be completed this quarter:

3. Franconia-Springfield Station Improvements (FRS) Draft 90% design plans
4. Lorton Station Second Platform (LOR) Draft 90% design plans
5. Rippon Station Improvements (RIP) Final 30% design plans
6. Brooke Station Improvements (BKV) Final 30% design plans
7. Leeland Road Station Improvements (LLR) Final 30% design plans
8. Broad Run Expansion (BRX) Section 106 Consultation
9. Construction of Benchmark Road Slope Stabilization (Hamilton to Crossroads closeout)

Projects or project phases scheduled to be initiated this quarter:

10. IFB for construction of Rolling Road Station Improvements
11. Request for proposals (RFP) advertised for LOU Construction Management

Ongoing projects:

12. Broad Run Expansion (BRX)
13. Manassas Park Parking Improvements
14. Rolling Road Station Improvements
15. Crossroads Maintenance and Storage Facility (MSF) – land acquisition completed
16. Lifecycle Overhaul & Upgrade Facility (LOU)
17. Benchmark Road Slope Stabilization (Hamilton to Crossroads closeout)
18. Leeland Road Station Improvements
19. Brooke Station Improvements
20. Quantico Station Improvements
21. Rippon Station Improvements
22. Lorton Station Second Platform
23. Franconia-Springfield Station Improvements
24. Alexandria Station Improvements
25. Alexandria Station Track I Access (Slaters Lane)
26. Crystal City Station Improvements
27. L'Enfant Train Storage Track - South
28. L'Enfant Station Improvements
29. New York Avenue Midday Storage Facility
30. Potomac Shores VRE Station – *design by others*
31. Washington Union Station Improvements Environmental Impact Statement – *study by others*
32. DC2RVA Environmental Impact Statement – *study by others*

Projects Progress Report Follows

PASSENGER

PROJECT	DESCRIPTION	PHASE					
		CD	PD	EC	RW	FD	CN
Alexandria Station Improvements	Eliminate at-grade track crossing, add elevators, modify platforms.	◆	◆	◆	N/A	●	
	Modify Slaters Lane Interlocking for passenger trains on Track #1.	◆	◆	◆	N/A	●	
	Extend and widen East Platform and elevate West Platform.	◆	◆	◆	N/A	●	
Franconia-Springfield Station Improvements	Extend both platforms and widen East Platform for future third track. ◆	◆	◆	◆	N/A	●	
Lorton Station Improvements	Construct new second platform with pedestrian overpass. ¹	◆	◆	◆	N/A	●	
Rippon Station Improvements	Extend existing platform, construct new second platform with pedestrian overpass. ¹	◆	●	●	N/A		
Potomac Shores Station Improvements	New VRE station and parking in Prince William County provided by private developer.	◆	●	◆	N/A		
Quantico Station Improvements	Extend existing platform, construct new second platform with pedestrian overpass.	◆	◆	◆	N/A	●	
Brooke Station Improvements	Extend existing platform, construct new second platform with pedestrian overpass. ¹	◆	●	●	N/A		
Leeland Road Station Improvements	Extend existing platform, construct new second platform with pedestrian overpass. ¹	◆	●	●	N/A		
Manassas Park Parking Improvements	Parking garage to increase parking capacity to 1,100 spaces.	◆	◆	●	N/A		
Rolling Road Station Improvements	Extend existing platform and rehabilitate existing station	◆	◆	◆	N/A	●	●
Crystal City Station Improvements	Replace existing side platform with new, longer island platform.	◆	●	●	N/A		
L'Enfant Station Improvements	Replace existing platform with wider, longer island platform. Add fourth track (VA-LE)	◆			N/A		

PHASE: CD - Conceptual Design PE - Preliminary Engineering EC - Environment Clearance RW - Right of Way Acquisition FD - Final Design CN - Construction

STATUS: ◆ Completed ● Underway ■ On Hold ◆ part of the "Penta-Platform" program

¹ Total project cost estimate in adopted FY2020 CIP Budget; percentage complete based on VRE Operations Board authorization

² Does not include minor (< \$50,000) operating expenditures

* \$2,181,630 authorization divided across five "Penta-Platform" program stations

ESTIMATED COSTS (\$)							STATUS	
Total ¹	Funded	Unfunded	Authorized	Expended ²	Percent Complete ¹	Project Completion Date		
31,875,014	31,875,014	-	2,382,759	2,193,257	90%	4th QTR 2020	●	Design underway. Stakeholder meetings held 3/1 and 4/3.
7,000,000	7,000,000	-	467,500	270,487	60%	2nd QTR 2019	●	Materials continue to be delivered. Assembly of cross-over has begun.
2,400,000	400,000	2,000,000	-	-	5%	4th QTR 2020	●	Design work on east platform only; west platform improvements unfunded.
13,000,000	13,000,000	-	*	539,149	30%	4th QTR 2022	●	FD underway with anticipated completion 4th QTR 2019.
16,150,000	16,150,000	-	*	756,530	30%	4th QTR 2022	●	FD underway with anticipated completion 4th QTR 2019.
16,634,793	16,634,793	-	*	387,599	20%	4th QTR 2023	●	PE design/EC anticipated completion 4th QTR 2019.
No costs for VRE. Private developer providing station.					10%	TBD	●	Potomac Shores VRE Station design underway to include parking structure.
18,372,949	18,372,949	0	388,784	830,833	30%	TBD	●	FD start 1st QTR 2019. SMART SCALE grant agreement pending.
23,391,019	23,391,019	-	*	374,663	20%	4th QTR 2023	●	DRPT LONP received; REF grant pending. PE design/EC anticipated completion 4th QTR 2019.
15,527,090	15,527,090	-	*	342,169	20%	4th QTR 2023	●	DRPT LONP received; REF grant pending. PE design/EC anticipated completion 4th QTR 2019.
25,983,000	25,983,000	0	2,238,144	670,225	30%	4th QTR 2022	●	Meeting held with Governing Body on 4/3. FD continues.
2,000,000	2,000,000	-	640,503	418,887	70%	3rd QTR 2020	●	Invitation for Bids (IFB) pending NS Construction Agreement and Fairfax County Building Permit.
49,940,000	19,098,463	30,841,537	1,584,619	397,848	30%	2nd QTR 2024	●	PE & EC initiated in Oct 2019 and anticipated completion 3rd QTR 2020.
70,650,000	62,465,721	8,184,279	130,501	65,150	50%	2nd QTR 2023	●	DRPT LONP received. Real estate research in progress under LONP.

TRACK AND INFRASTRUCTURE

PHASE

PROJECT	DESCRIPTION	CD	PD	EC	RW	FD	CN
Hamilton-to-Crossroads Third Track	2¼-miles of new third track with CSXT design and construction of signal and track tie-ins.	◆	◆	◆	N/A	◆	◆

MAINTENANCE AND STORAGE FACILITIES

L'Enfant Train Storage Track - South	Conversion of CSXT Temporary Track to VRE Storage Track (1,350 feet) and Associated Signal Work and Wayside Power	◆	◆	◆	N/A	●	●
Lifecycle Overhaul & Upgrade Facility	New LOU facility to be added to the Crossroads MSF.	◆	◆	◆	N/A	◆	■
Crossroads Maintenance and Storage Facility - Land Acquisition	Acquisition of 19.5 acres of land, construction of two storage tracks and related site improvements.	◆	N/A	N/A	●	N/A	N/A
New York Avenue Midday Storage Replacement Facility	Midday storage facility replacement for Ivy City storage facility.	◆	●	●	●		

ROLLING STOCK

Passenger Railcar Procurement	Acquisition of 29 new railcars.	◆	N/A	N/A	N/A	◆	◆
Positive Train Control	Implement Positive Train Control for all VRE locomotives and control cars.	◆	N/A	N/A	N/A	◆	●










PLANNING, COMMUNICATIONS AND IT

Broad Run Expansion (was Gainesville-Haymarket Extension)	NEPA and PE for expanding commuter rail service capacity in Western Prince William County	◆	●	●	-	-	-
Mobile Ticketing	Implementation of a new mobile ticketing system.	◆	N/A	N/A	N/A	◆	●

PHASE: CD - Conceptual Design PE - Preliminary Engineering EC - Environment Clearance RW - Right of Way Acquisition FD - Final Design CN - Construction
 STATUS: ◆ Completed ● Underway ■ On Hold

¹ Total project cost estimate in adopted FY2020 CIP Budget; percentage complete based on VRE Operations Board authorization

² Does not include minor (< \$50,000) operating expenditures

ESTIMATED COSTS (\$)							STATUS	
Total ¹	Funded	Unfunded	Authorized	Expended ²	Percent Complete ¹	Project Completion Date		
32,500,000	32,500,000	-	33,285,519	30,578,003	90%	3rd QTR 2018		Close-out pending repair of storm damage to embankment.
3,965,000	3,965,000	-	2,937,323	1,699,610	60%	4th QTR 2019		CSXT Construction Agreement received. CM underway.
38,183,632	38,183,632	-	3,176,039	2,143,583	70%	TBD		Completion of FD pending completion of land acquisition.
2,950,000	2,950,000	-	2,950,000	163,565	100%	1st QTR 2020		Land acquisition has been completed.
89,666,508	89,666,508	-	3,588,305	2,087,050	75%	4th QTR 2021		Preliminary design has been completed and continuing to collaborate with Amtrak on agreements.
75,264,693	75,264,693	-	69,457,809	47,915,644	99%	4th QTR 2020		All cars received. Completion date reflects end of warranty period.
14,191,833	14,191,833	-	10,294,079	7,984,451	95%	4th QTR 2018		Implementation Completed. Final stabilization and familiarization phase in process.
110,700,000	82,526,398	28,173,602	5,855,650	4,539,446	80%	4th QTR 2024		PE design and EC underway. Property acquisition due diligence underway.
3,510,307	3,510,307	-	3,510,627	2,282,853	70%	3rd QTR 2019		Big Commerce/Moovel collaboration underway for web based ticketing portal. Uplift to new platform scheduled for mid-summer.



VIRGINIA RAILWAY EXPRESS

1500 KING STREET, SUITE 202 • ALEXANDRIA, VA 22314 • 703.684.1001

VRE.ORG

