

# CEO REPORT

JULY 2020



# OUR MISSION

The Virginia Railway Express, a joint project of the Northern Virginia Transportation Commission and the Potomac Rappahannock Transportation Commission, will provide safe, cost-effective, accessible, reliable, convenient, and customer responsive commuter-oriented rail passenger service. VRE contributes to the economic vitality of its member jurisdictions as an integral part of a balanced, intermodal regional transportation system.





CEO REPORT | JULY 2020

## TABLE OF CONTENTS

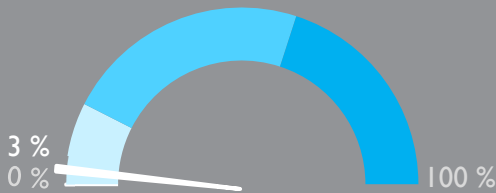
SUCCESS AT A GLANCE .....	3
ON-TIME PERFORMANCE .....	4
AVERAGE DAILY RIDERSHIP .....	6
SUMMONSES ISSUED .....	7
TRAIN UTILIZATION .....	8
PARKING UTILIZATION .....	9
FINANCIAL REPORT FOR MARCH 2020 .....	10
FACILITIES UPDATE.....	11
UPCOMING PROCUREMENTS .....	12
CAPITAL PROJECTS UPDATES .....	13
PROJECTS PROGRESS REPORT .....	15



VIRGINIA RAILWAY EXPRESS  
A better way. A better life.

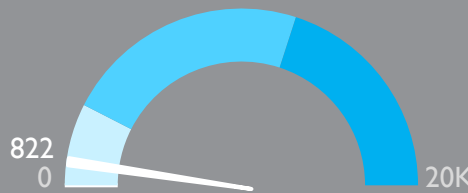


# SUCCESS AT A GLANCE



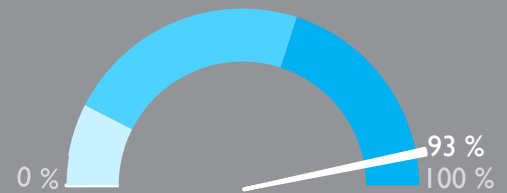
PARKING  
UTILIZATION

The total number of parking spaces used in the VRE system during the month, divided by the total number of parking spaces available.



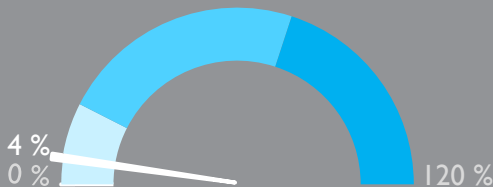
AVERAGE DAILY  
RIDERSHIP

The average number of boardings each operating day inclusive of Amtrak Step-Up boardings and reduced, "S" schedule, service.  
Same month, previous year: 20,030



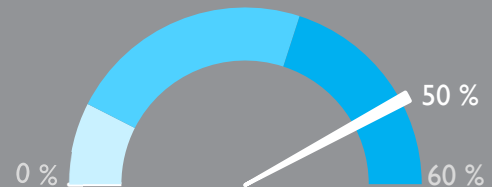
ON-TIME  
PERFORMANCE

Percent of trains arriving at their destination within five minutes of the schedule.  
Same month, previous year: 68%



SYSTEM CAPACITY

The percent of peak hour train seats occupied. The calculation excludes reverse flow and non-peak hour trains.



OPERATING RATIO

*Through May 2020*

The monthly operating revenues divided by the monthly operating expenses, which depicts the percent of operating costs paid by the riders.  
Board-established goal: 52%

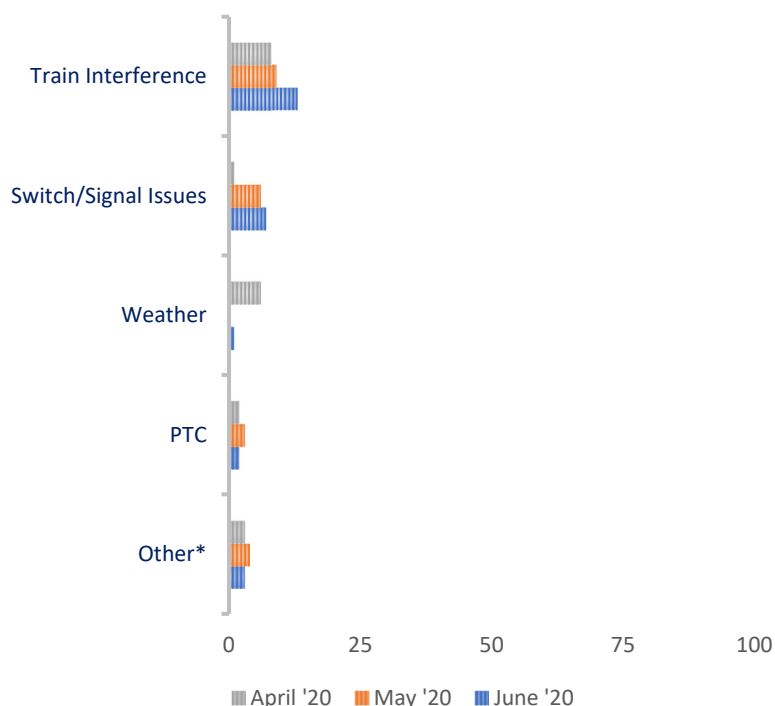
June 2020

# ON-TIME PERFORMANCE

## OUR RECORD

	June 2020	May 2020	June 2019
Manassas Line	89%	93%	69%
Fredericksburg Line	97%	94%	67%
Systemwide	93%	93%	68%

## PRIMARY REASON FOR DELAY



VRE operated 352 trains in June. Our on-time rate for June was 93 percent.

Twenty-five trains arrived more than five minutes late to their final destinations. Of those late trains, 19 were on the Manassas Line (76 percent), and 6 were on the Fredericksburg Line (24 percent).

At 93 percent, systemwide on-time performance overall was good, though the number of delays on the Manassas Line caused it to come in just under goal.

\*Includes trains that were delayed due to operational testing and passenger handling.

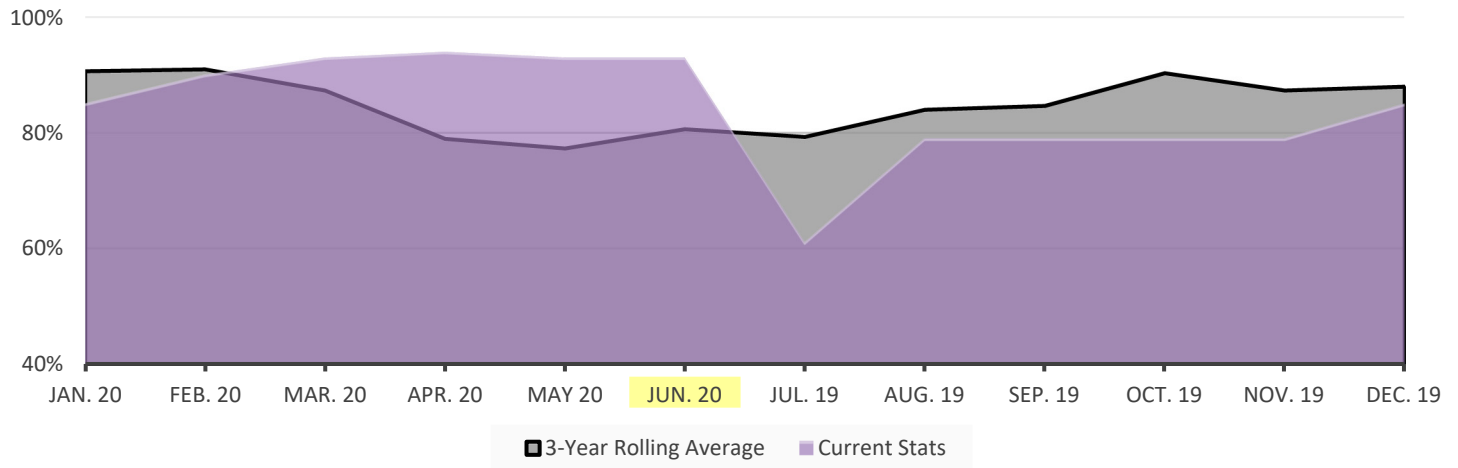
## LATE TRAINS

	System Wide			Fredericksburg Line			Manassas Line		
	April	May	June	April	May	June	April	May	June
Total late trains	20	22	25	12	10	6	8	12	19
Average minutes late	20	41	14	27	58	21	10	28	11
Number over 30 minutes	2	8	2	2	5	2	0	3	0
Heat restrictions	1	1	15	1	1	15	0	0	0

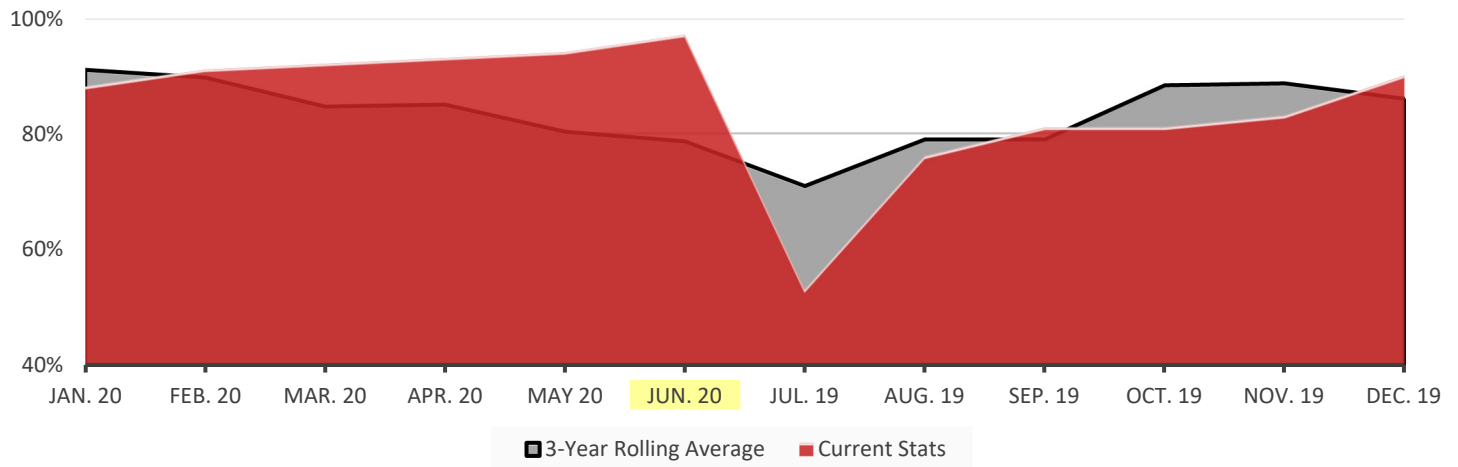


## ON-TIME PERFORMANCE

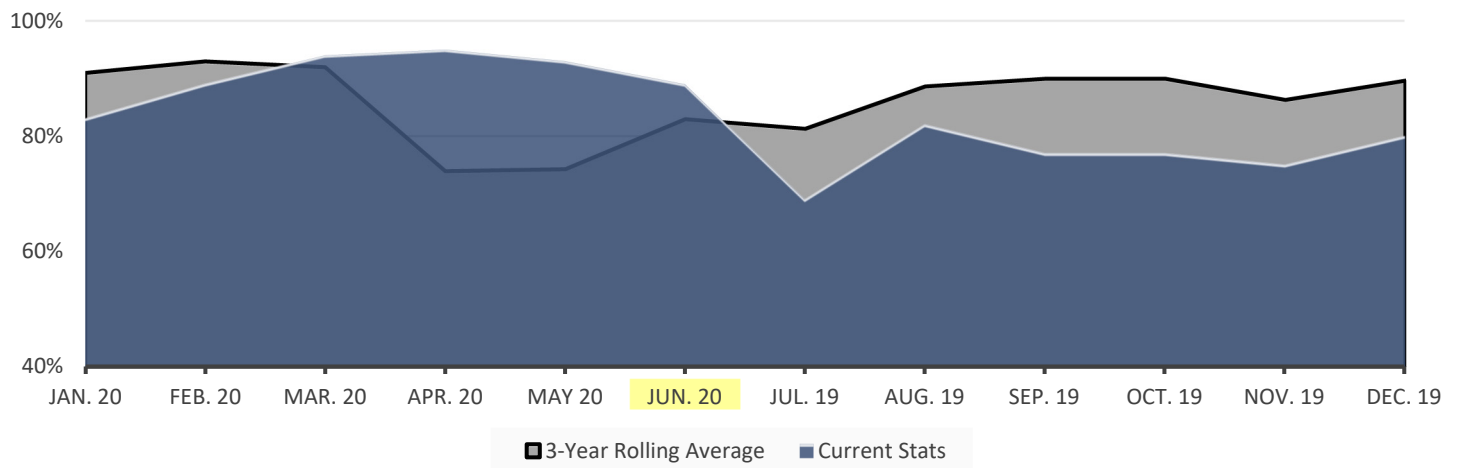
### VRE SYSTEM



### FREDERICKSBURG LINE

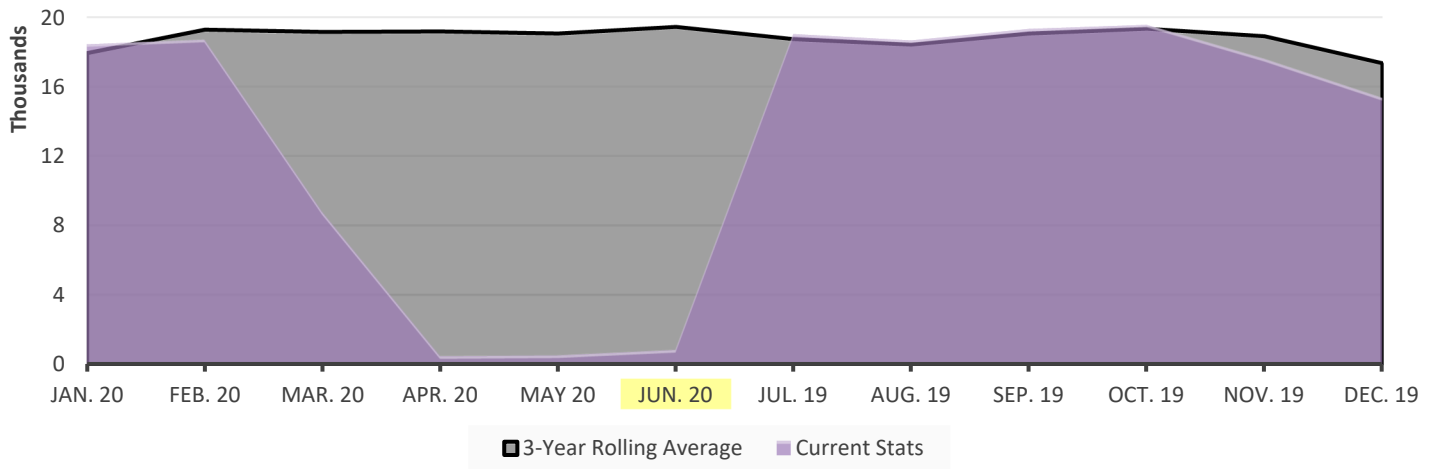


### MANASSAS LINE

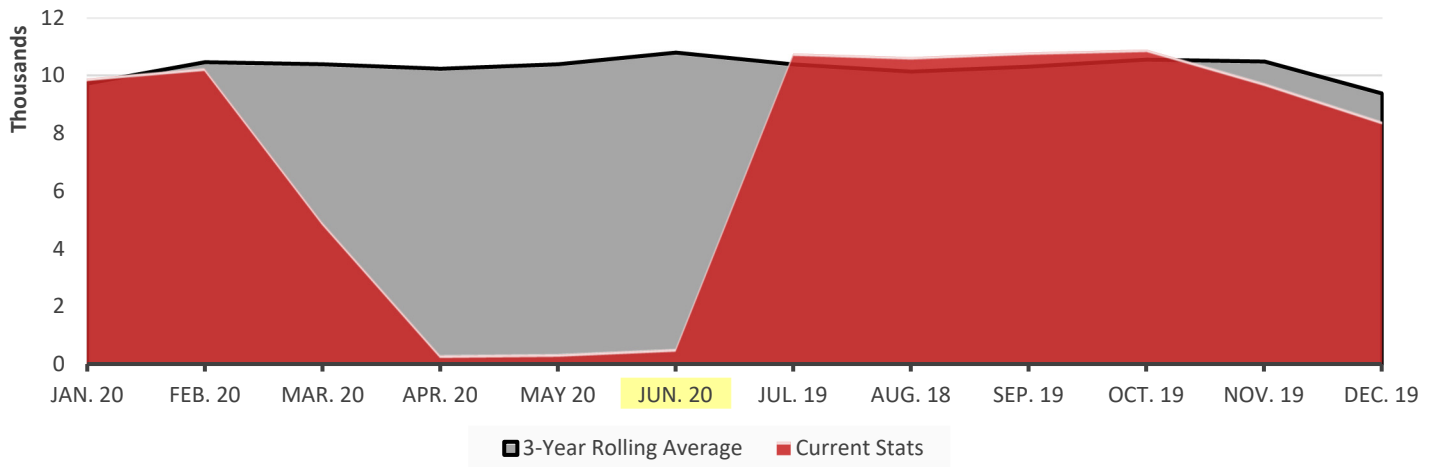


# AVERAGE DAILY RIDERSHIP

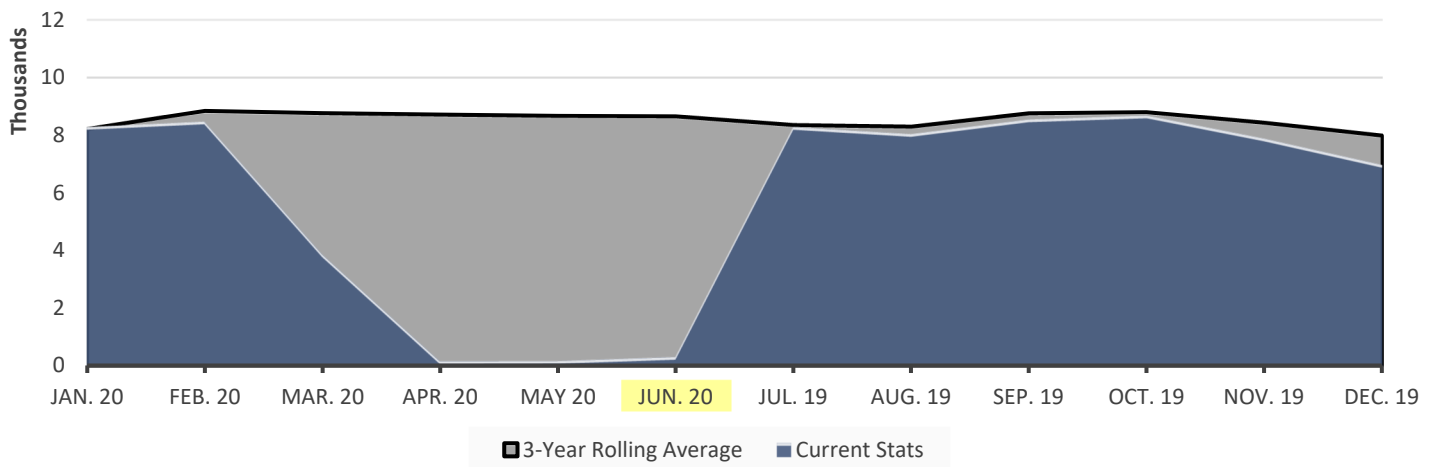
## VRE SYSTEM



## FREDERICKSBURG LINE



## MANASSAS LINE



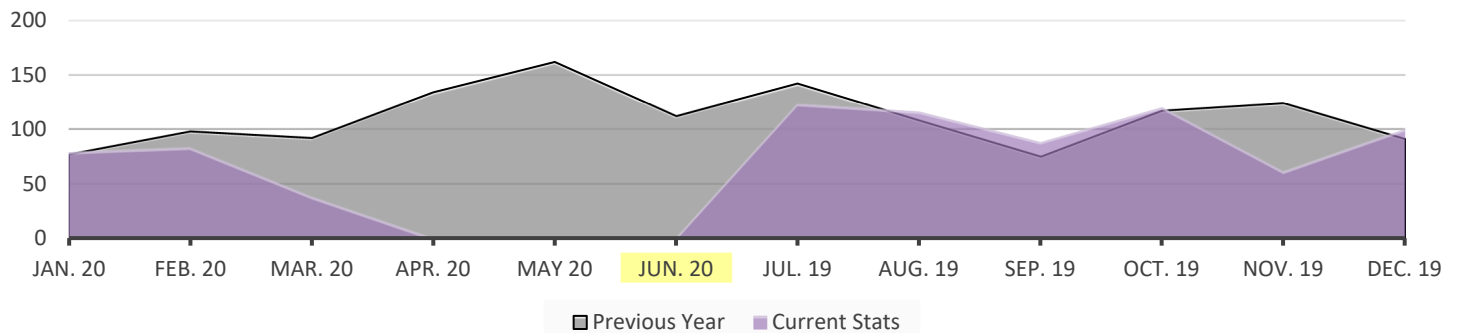
## RIDERSHIP UPDATES

Average daily ridership (ADR) in June was approximately 800. ADR for the month was up from May (508) as we continue to run on the “S” schedule necessitated by the COVID-19 pandemic.

	June 2020	May 2020	June 2019
Monthly Ridership	18,093	10,154	400,597
Average Daily Ridership	822	508	20,030
Full Service Days	0	0	20
“S” Service Days	22	20	0

## SUMMONSES ISSUED

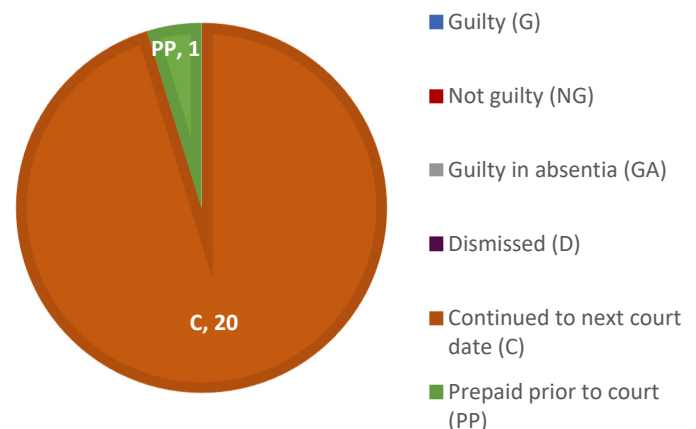
### VRE SYSTEM



### SUMMONSES WAIVED OUTSIDE OF COURT

Reason for Dismissal	Occurrences
Passenger showed proof of a monthly ticket	6
One-time courtesy	2
Per the request of the conductor	0
Defective ticket	0
Per ops manager	0
Unique circumstances	0
Insufficient information	1
Lost and found ticket	0
Other	7
<b>Total Waived</b>	<b>16</b>

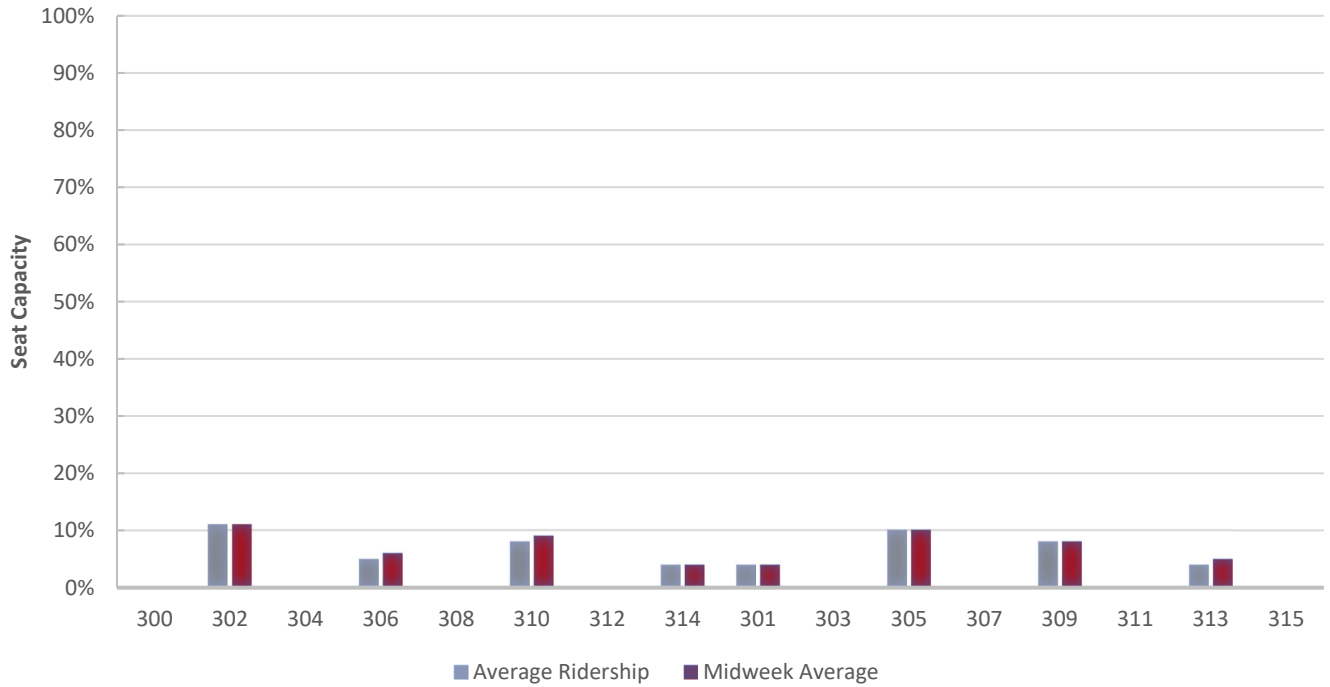
### MONTHLY SUMMONSES COURT ACTION



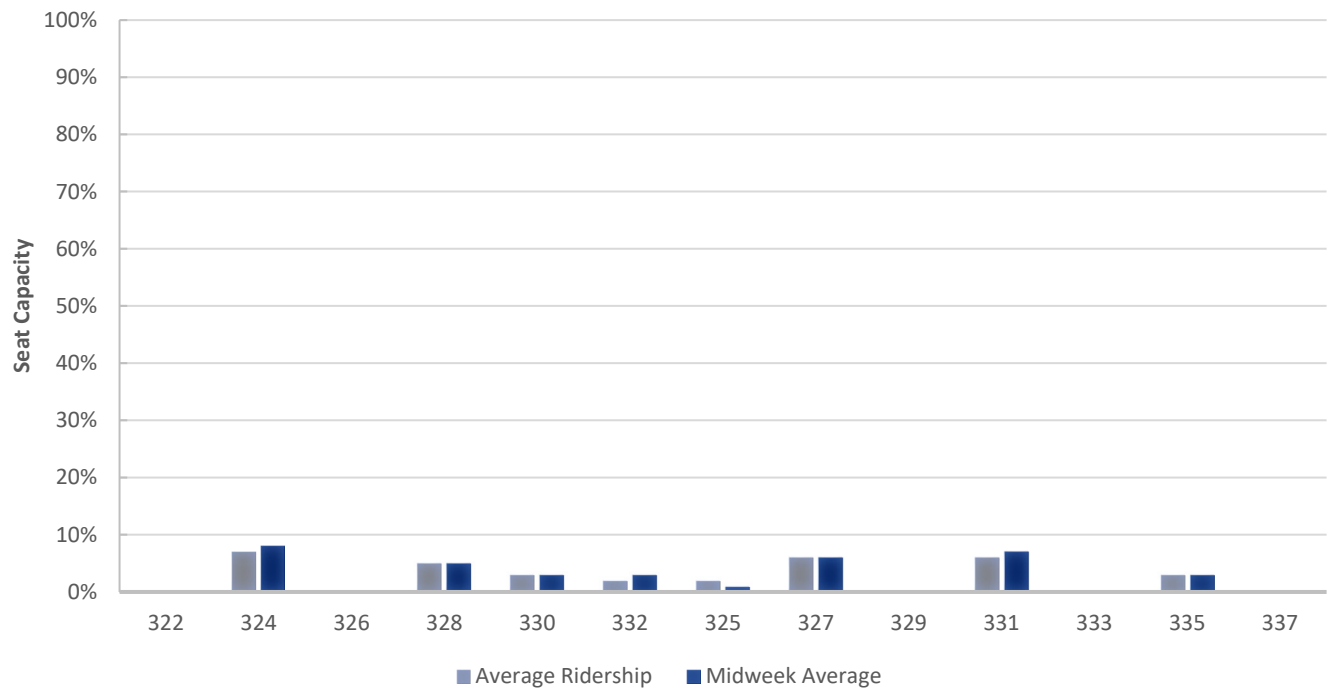


# TRAIN UTILIZATION

## FREDERICKSBURG LINE

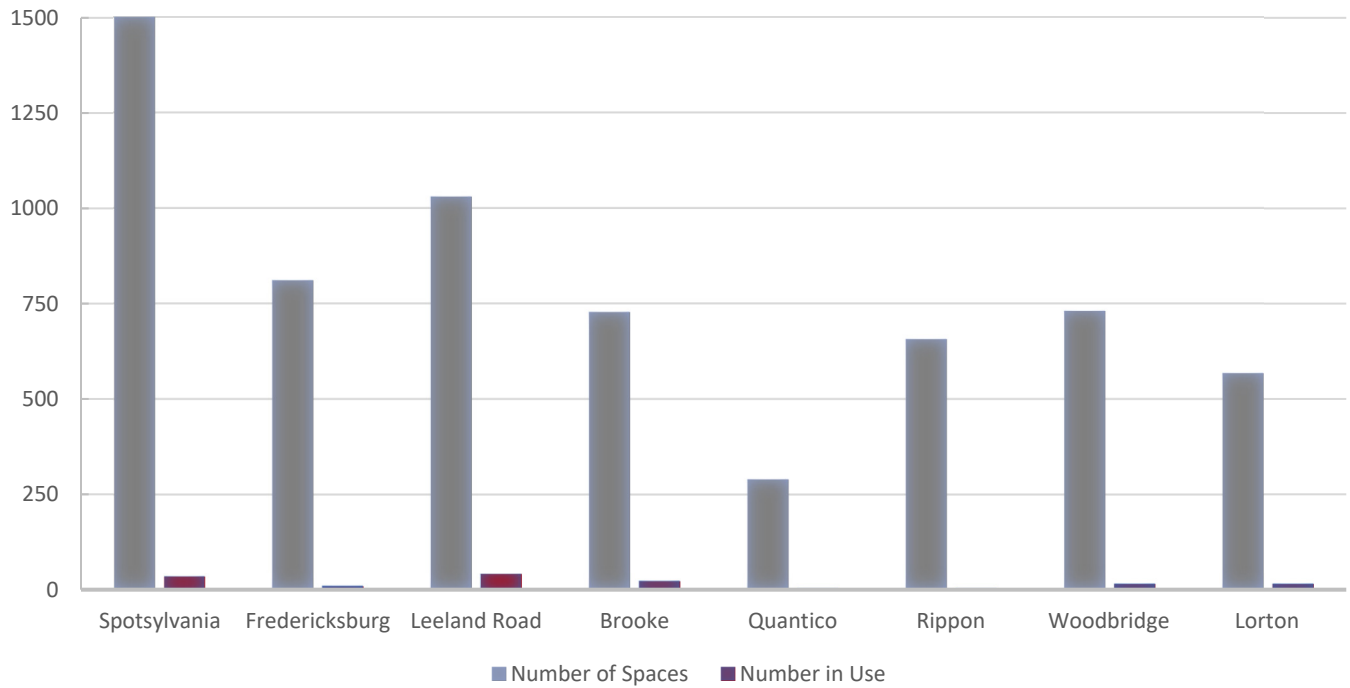


## MANASSAS LINE

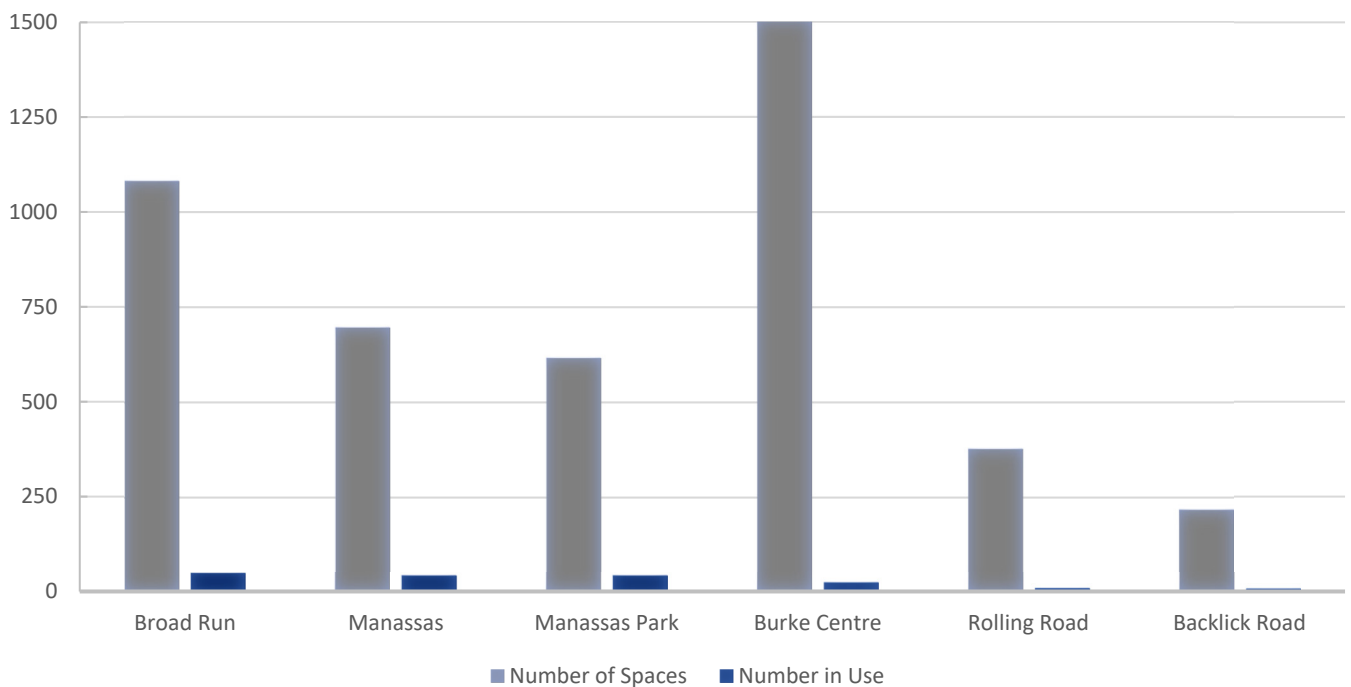


## PARKING UTILIZATION

### FREDERICKSBURG LINE



### MANASSAS LINE



# FINANCIAL REPORT FOR MAY 2020

Fare revenue through the first eleven months of FY 2020 is approximately \$6.0 million below budget (an unfavorable variance of -14.9%) and is -11.3% below the same period in FY 2019.

The ongoing coronavirus (COVID-19) pandemic is having a material negative impact on VRE ridership. Average daily ridership in May was 508 trips per day, as compared to 18,692 per day in February (the last full month not affected by the pandemic). We expect to report significant continuing impacts to ridership as result of the pandemic in June 2020 and throughout FY 2021.

As a result of the sustained reduction in ridership and fare revenue, the operating ratio through May is 50%, which is below VRE's budgeted operating ratio of 52% for the full twelve months of FY 2020. We have been reducing discretionary expenses where possible since the onset of the pandemic, and we will be able to utilize emergency state and federal funding to ensure that we do not end the year with an operating deficit.

A summary of the FY 2020 financial results through May follows, including information on major revenue and expense categories. Please note that these figures are preliminary and unaudited.

FY 2020 Operating Budget Report							
Month Ended May 31, 2020							
	CURR. MO. ACTUAL	CURR. MO. BUDGET	YTD ACTUAL	YTD BUDGET	YTD \$ VARIANCE	YTD % VARIANCE	TOTAL FY19 BUDGET
<b>Operating Revenue</b>							
Passenger Ticket Revenue	566,957	3,476,984	34,028,119	39,985,317	(5,957,199)	-14.9%	43,810,000
Other Operating Revenue	-	17,857	267,516	205,357	62,159	30.3%	225,000
<b>Subtotal Operating Revenue</b>	<b>566,957</b>	<b>3,494,841</b>	<b>34,295,635</b>	<b>40,190,675</b>	<b>(5,895,040)</b>	<b>-14.7%</b>	<b>44,035,000</b>
Jurisdictional Subsidy (1)	-	-	17,767,748	17,767,748	-	0.0%	13,239,555
Federal/State/Other Jurisdictional Subsidy	2,673,878	2,747,215	29,509,767	30,186,051	(676,284)	-2.2%	32,665,351
Appropriation from Reserve/Other Income	-	-	-	-	-	0.0%	-
Interest Income	51,321	39,683	1,304,092	456,349	847,743	185.8%	500,000
<b>Total Operating Revenue</b>	<b>3,292,157</b>	<b>6,281,739</b>	<b>82,877,242</b>	<b>88,600,823</b>	<b>(5,723,581)</b>	<b>-6.5%</b>	<b>90,439,906</b>
<b>Operating Expenses</b>							
Departmental Operating Expenses	5,441,920	6,505,335	68,486,717	76,543,141	8,056,424	10.5%	84,203,149
Debt Service	518,480	518,480	5,703,308	5,703,277	(30)	0.0%	6,221,757
Other Non-Departmental Expenses	-	1,190	27,000	13,690	(13,310)	0.0%	15,000
<b>Total Operating Expenses</b>	<b>5,960,400</b>	<b>7,025,005</b>	<b>74,217,025</b>	<b>82,260,109</b>	<b>8,043,084</b>	<b>9.8%</b>	<b>90,439,906</b>
<b>Net income (loss) from Operations</b>	<b>(2,668,244)</b>	<b>(743,266)</b>	<b>8,660,217</b>	<b>6,340,714</b>	<b>2,319,503</b>		<b>-</b>
<b>Operating Ratio</b>			<b>50%</b>	<b>53%</b>		<b>Budgeted Goal</b>	<b>52% 50%</b>

(1) Total jurisdictional subsidy is \$17,767,748. Portion shown as budgeted is attributed to Operating Fund only.

## FACILITIES UPDATE

The following is a status update of VRE facilities projects.

### Completed projects:

1. Installation of social-distancing platform decals and signage at all stations except Union Station
2. Cleaning of HVAC system ductwork at VRE offices, vendor spaces and Maintenance and Storage Facility (MASF) buildings
3. Installation of additional electrical circuits and receptacles for railcar cleaning equipment at Broad Run MASF and Crossroads MASF



*Social-distancing decals on station platform*

### Projects scheduled to be completed this quarter:

1. Submission of IFB package for painting of Franconia-Springfield Station
2. Replacement of existing lighting with LED fixtures at Crossroads MASF
3. Submission of IFB package for canopy roof replacement at Backlick Road Station
4. Submission of IFB package for replacement of tactile warning strips at various stations
5. Installation of hand sanitizer dispensers and associated decal signage at all stations except Union Station



*Hand sanitizer dispenser on station platform*

### Projects scheduled to be initiated this quarter:

1. Issuance of GEC Task Orders for design of minor structural repairs at Franconia-Springfield, Woodbridge, Rippon, Brooke and Manassas Stations
2. Repair of minor cracks in west platform at Woodbridge Station
3. Repair of platform sealer delamination at Spotsylvania Station
4. Cleaning of storm drainage systems in Woodbridge and Manassas parking garages



Ongoing projects:

1. Design of waiting area at L'Enfant Station
2. Replacement of signage at Franconia-Springfield, Woodbridge and Leeland Road Stations
3. Replacement of waste and recycling receptacles at various stations
4. Design of renovations to Alexandria Headquarters

## UPCOMING PROCUREMENTS

- Program management services
- Canopy roof replacement at the Backlick Road Station
- Modernization of VRE Woodbridge Station east elevator
- Passenger car wheelchair lift assemblies
- Construction of Rolling Road Station platform extension
- Purchase of LED light fixtures
- Construction of L'Enfant south storage track wayside power
- Variable Messaging System replacement
- Tactile strip replacements
- Pavement repairs and striping at the Rippon and Leeland Road stations and Fredericksburg Lot G
- Franconia-Springfield Station painting services
- Purchase of forklift trucks
- Final design services for VRE Broad Run expansion
- Renewal of locomotive head end power engine systems
- Overhaul of emergency generators
- Headquarters renovations

## CAPITAL PROJECTS UPDATES

The following is a status update of VRE capital projects.

Completed projects or major project milestones:

1. Long Bridge Project (*study by others*) – DRPT issued a RFP for architectural/engineering consulting services, with proposals due August 4. DDOT and FRA expect to publish the final environmental impact statement this summer.
2. New Washington Union Station Improvements (*study by others*) – FRA released the Draft Environmental Impact Statement (DEIS) and Draft Section 4(f) Evaluation for comment from agencies and the public on June 4. Two telephonic public hearings will take place on July 14.

Projects or project phases scheduled to be completed this quarter:

3. Franconia-Springfield Station Improvements revised 60% complete plans
4. Lorton Station Second Platform design close-out is underway
5. Rippon Station Improvements preliminary design plans
6. Brooke Station Improvements preliminary design plans
7. Leeland Road Station Improvements preliminary design plans
8. Broad Run Expansion (BRX) Section 106 Consultation
9. Construction of Benchmark Road Slope Stabilization (Hamilton to Crossroads closeout)

Projects or project phases scheduled to be initiated this quarter:


10. IFB for construction of Quantico Station Improvements
11. IFB for construction of Lifecycle Overhaul & Upgrade Facility (LOU)
12. IFB for construction of Rolling Road Station Improvements
13. Request for proposals (RFP) advertised for LOU Construction Management

Ongoing projects:

14. Broad Run Expansion (BRX)
15. Manassas Park Parking Improvements
16. Rolling Road Station Improvements
17. Crossroads Maintenance and Storage Facility (MSF) – land acquisition completed
18. Lifecycle Overhaul & Upgrade Facility (LOU)
19. Benchmark Road Slope Stabilization (Hamilton to Crossroads closeout)
20. Leeland Road Station Improvements
21. Brooke Station Improvements
22. Quantico Station Improvements
23. Rippon Station Improvements
24. Lorton Station Second Platform
25. Franconia-Springfield Station Improvements
26. Alexandria Station Improvements
27. Alexandria Station Track I Access (Slaters Lane)
28. Crystal City Station Improvements
29. L'Enfant Train Storage Track - South
30. L'Enfant Station Improvements
31. New York Avenue Midday Storage Facility
32. Potomac Shores VRE Station – *design by others*
33. Washington Union Station Improvements Environmental Impact Statement – *study by others*
34. DC2RVA Environmental Impact Statement – *study by others*
35. Long Bridge Project – *study by others*
36. Washington Union Station Improvements Environmental Impact Statement – *study by others*

*Projects Progress Report Follows*

## PASSENGER

PROJECT	DESCRIPTION	PHASE						
		CD	PE	EC	RW	FD	CN	
Alexandria Station Improvements	Eliminate at-grade track crossing, add elevators, modify platforms.	◆	◆	◆	N/A	●		
	Modify Slaters Lane Interlocking for passenger trains on Track #1.	◆	◆	◆	N/A	●		
	Extend and widen East Platform and elevate West Platform.	◆	◆	◆	N/A	●		
Franconia-Springfield Station Improvements	Extend both platforms and widen East Platform for future third track. 	◆	◆	◆	N/A	●		
Lorton Station Improvements	Construct new second platform with pedestrian overpass. <sup>À</sup>	◆	◆	◆	N/A	●		
Rippon Station Improvements	Extend existing platform, construct new second platform with pedestrian overpass. <sup>À</sup>	◆	●	●	N/A			
Potomac Shores Station Improvements	New VRE station and parking in Prince William County provided by private developer.	◆	●	◆	N/A			
Quantico Station Improvements	Extend existing platform, construct new second platform with pedestrian overpass.	◆	◆	◆	N/A	●		
Brooke Station Improvements	Extend existing platform, construct new second platform with pedestrian overpass. <sup>À</sup>	◆	●	●	N/A			
Leeland Road Station Improvements	Extend existing platform, construct new second platform with pedestrian overpass. <sup>À</sup>	◆	●	●	N/A			
Manassas Park Parking Improvements	Parking garage to increase parking capacity to 1,100 spaces.	◆	◆	●	N/A			
Rolling Road Station Improvements	Extend existing platform and rehabilitate existing station	◆	◆	◆	N/A	●	●	
Crystal City Station Improvements	Replace existing side platform with new, longer island platform.	◆	●	●	N/A			
L'Enfant Station Improvements	Replace existing platform with wider, longer island platform. Add fourth track (VA-LE)	◆			N/A			

PHASE: CD - Conceptual Design PE - Preliminary Engineering EC - Environment Clearance RW - Right of Way Acquisition FD - Final Design CN - Construction

STATUS:  Completed  Underway  On Hold  part of the "Penta-Platform" program

<sup>1</sup> Total project cost estimate in adopted FY2020 CIP Budget; percentage complete based on VRE Operations Board authorization

<sup>2</sup> Does not include minor (< \$50,000) operating expenditures

\* \$2,181,630 authorization divided across five "Penta-Platform" program stations



ESTIMATED COSTS (\$)						STATUS	
Total <sup>1</sup>	Funded	Unfunded	Authorized	Expended <sup>2</sup>	Percent Complete <sup>1</sup>	Project Completion Date	
31,875,014	31,875,014	-	2,382,759	2,193,257	90%	4th QTR 2020	● Design underway. CSX and City of Alexandria review progressing.
7,000,000	7,000,000	-	467,500	270,487	60%	2nd QTR 2019	● Materials continue to be delivered. Assembly of cross-over has begun.
2,400,000	400,000	2,000,000	-	-	5%	4th QTR 2020	● Design work on east platform only; west platform improvements unfunded.
13,000,000	13,000,000	-	*	567,901	30%	4th QTR 2022	● FD underway with anticipated completion 4th QTR 2020. Ongoing coordination with DRPT projects.
16,150,000	16,150,000	-	*	805,605	30%	4th QTR 2022	● FD underway with anticipated completion 4th QTR 2020. Ongoing coordination with DRPT projects.
16,634,793	16,634,793	-	*	387,598	20%	4th QTR 2023	● PE design/EC anticipated completion 4th QTR 2020. Ongoing coordination with DRPT projects.
No costs for VRE. Private developer providing station.					10%	TBD	● Potomac Shores VRE Station design underway to include parking structure. 60% Re-Design Submittal received and under review by CSX and VRE.
18,372,949	18,372,949	0	830,833	683,892	60%	TBD	● SMART SCALE grant agreement pending. FD completion and Construction Procurement anticipated 2nd Quarter 2020.
23,391,019	23,391,019	-	*	392,814	20%	4th QTR 2023	● DRPT LONP received; REF grant pending. PE design/EC anticipated completion 4th QTR 2020. Ongoing coordination with DRPT projects.
15,527,090	15,527,090	-	*	363,442	20%	4th QTR 2023	● DRPT LONP received; REF grant pending. PE design/EC anticipated completion 4th QTR 2020. Ongoing coordination with DRPT projects.
25,983,000	25,983,000	0	2,238,144	670,225	30%	4th QTR 2022	● Evaluating City of Manassas Park relocation request.
2,000,000	2,000,000	-	640,503	418,887	70%	3rd QTR 2021	● Invitation for Bids (IFB) pending funding agreement with Fairfax County.
49,940,000	19,098,463	30,841,537	1,584,619	397,848	30%	2nd QTR 2024	● PE & EC initiated in Oct 2019 and anticipated completion 3rd QTR 2020.
70,650,000	62,465,721	8,184,279	130,501	65,150	50%	2nd QTR 2023	● DRPT LONP received. Real estate research in progress under LONP.

## TRACK AND INFRASTRUCTURE

PROJECT	DESCRIPTION	PHASE					
		CD	PE	EC	RW	FD	CN
Hamilton-to-Crossroads Third Track	2¼-miles of new third track with CSXT design and construction of signal and track tie-ins.	◆	◆	◆	N/A	◆	◆

## MAINTENANCE AND STORAGE FACILITIES

L'Enfant Train Storage Track - South	Conversion of CSXT Temporary Track to VRE Storage Track (1,350 feet) and Associated Signal Work	◆	◆	◆	N/A	●	●
Lifecycle Overhaul & Upgrade Facility	New LOU facility to be added to the Crossroads MSF.	◆	◆	◆	N/A	◆	■
Crossroads Maintenance and Storage Facility - Land Acquisition	Acquisition of 19.5 acres of land, construction of two storage tracks and related site improvements.	◆	N/A	N/A	●	N/A	N/A
New York Avenue Midday Storage Replacement Facility	Midday storage facility replacement for Ivy City storage facility.	◆	●	●	●		

## ROLLING STOCK

Passenger Railcar Procurement	Acquisition of 29 new railcars.	◆	N/A	N/A	N/A	◆	◆
Positive Train Control	Implement Positive Train Control for all VRE locomotives and control cars.	◆	N/A	N/A	N/A	◆	●

## PLANNING, COMMUNICATIONS AND IT

Broad Run Expansion (was Gainesville-Haymarket Extension)	NEPA and PE for expanding commuter rail service capacity in Western Prince William County	◆	●	●	-	-	-
Mobile Ticketing	Implementation of a new mobile ticketing system.	◆	N/A	N/A	N/A	◆	●










PHASE: CD - Conceptual Design PE - Preliminary Engineering EC - Environment Clearance

RW - Right of Way Acquisition FD - Final Design CN - Construction

STATUS: ◆ Completed ● Underway ■ On Hold

<sup>1</sup> Total project cost estimate in adopted FY2020 CIP Budget; percentage complete based on VRE Operations Board authorization

<sup>2</sup> Does not include minor (< \$50,000) operating expenditures

ESTIMATED COSTS (\$)						STATUS	
Total <sup>1</sup>	Funded	Unfunded	Authorized	Expended <sup>2</sup>	Percent Complete <sup>1</sup>	Project Completion Date	
32,500,000	32,500,000	-	33,285,519	30,578,003	99%	3rd QTR 2018	 Close-out pending repair of storm damage to embankment.
3,965,000	3,965,000	-	2,937,323	1,699,610	60%	4th QTR 2019	 CSXT Construction Agreement received. CM underway.
38,183,632	38,183,632	-	3,176,039	2,143,583	70%	TBD	 <div>             TBD completion pending final Electrical Design Coordination with REC. IFB anticipated 2nd Quarter 2020, upon IFB completion.           </div>
2,950,000	2,950,000	-	2,950,000	163,565	100%	1st QTR 2020	 Land acquisition has been completed.
89,666,508	89,666,508	-	3,588,305	2,257,455	90%	4th QTR 2021	 Preliminary design has been completed and continuing to collaborate with Amtrak on agreements.
75,264,693	75,264,693	-	69,457,809	47,915,644	99%	4th QTR 2020	 All cars received. Completion date reflects end of warranty period.
14,191,833	14,191,833	-	10,294,079	7,984,451	95%	4th QTR 2018	 Implementation Completed. Final stabilization and familiarization phase in process.
110,700,000	82,526,398	28,173,602	5,855,650	4,539,446	80%	4th QTR 2024	 PE design and EC underway. Property acquisition due diligence underway.
3,510,307	3,510,307	-	3,510,627	2,282,853	70%	3rd QTR 2019	 Big Commerce/Moovel collaboration underway for web based ticketing portal. Uplift to new platform scheduled for mid-summer.



## VIRGINIA RAILWAY EXPRESS

1500 KING STREET, SUITE 202 • ALEXANDRIA, VA 22314 • 703.684.1001

[VRE.ORG](http://VRE.ORG)

