

# CEO REPORT

JUNE 2021



# OUR MISSION

The Virginia Railway Express, a joint project of the Northern Virginia Transportation Commission and the Potomac Rappahannock Transportation Commission, will provide safe, cost-effective, accessible, reliable, convenient, and customer responsive commuter-oriented rail passenger service. VRE contributes to the economic vitality of its member jurisdictions as an integral part of a balanced, intermodal regional transportation system.



# TABLE OF CONTENTS

CEO REPORT | JUNE 2021

## TABLE OF CONTENTS

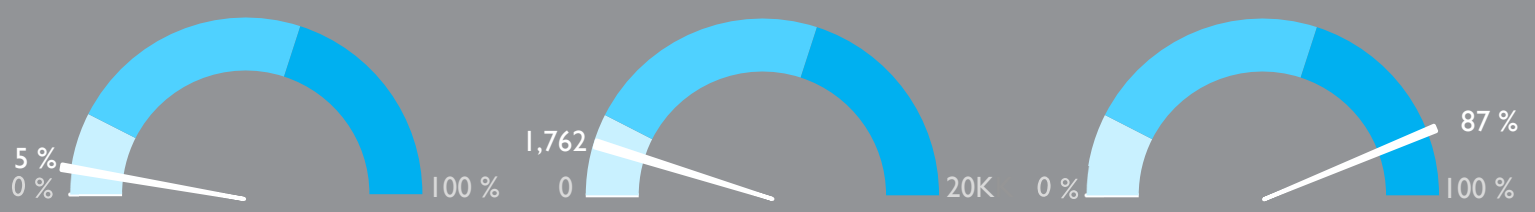
- PERFORMANCE AT A GLANCE ..... 3**
- ON-TIME PERFORMANCE ..... 4**
- AVERAGE DAILY RIDERSHIP ..... 6**
- SUMMONSES ISSUED ..... 7**
- TRAIN UTILIZATION ..... 8**
- PARKING UTILIZATION ..... 9**
- FACILITIES UPDATE.....10**
- UPCOMING PROCUREMENTS .....11**
- CAPITAL PROJECTS UPDATES .....11**
- PROJECTS PROGRESS REPORT .....13**



VIRGINIA RAILWAY EXPRESS  
A better way. A better life.



# PERFORMANCE AT A GLANCE



**PARKING UTILIZATION**

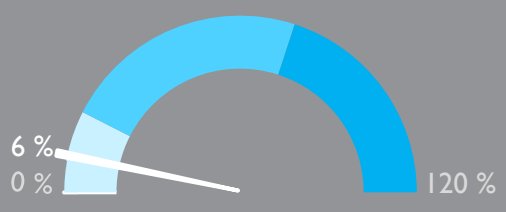
The total number of parking spaces used in the VRE system during the month, divided by the total number of parking spaces available.

**AVERAGE DAILY RIDERSHIP**

The average number of boardings each operating day inclusive of Amtrak Step-Up boardings and reduced, "S" schedule, service.  
Same month, previous year: 508

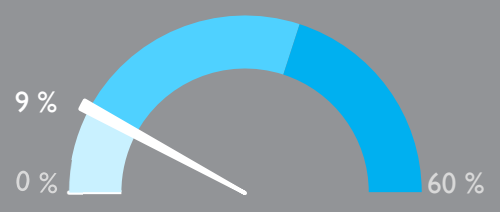
**ON-TIME PERFORMANCE**

Percent of trains arriving at their destination within five minutes of the schedule.  
Same month, previous year: 93%



**SYSTEM CAPACITY**

The percent of peak hour train seats occupied. The calculation excludes reverse flow and non-peak hour trains.



**OPERATING RATIO**

*Through April 2021*

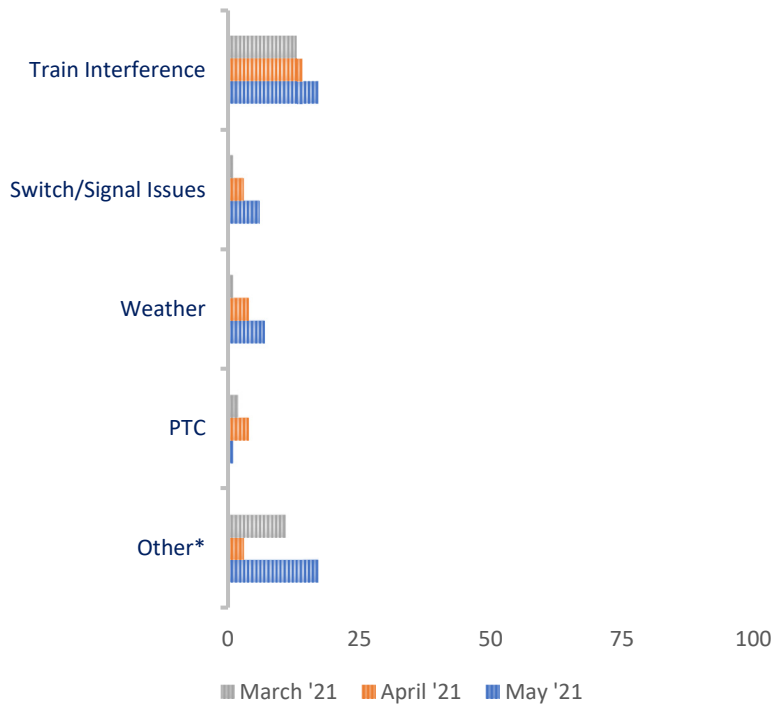
Year-to-date operating revenues divided by year-to-date operating expenses, which represents the share of operating costs paid by the riders.  
Board-approved goal: 52%

# ON-TIME PERFORMANCE

## OUR RECORD

	May 2021	April 2021	May 2020
Manassas Line	86%	93%	93%
Fredericksburg Line	87%	93%	94%
Systemwide	87%	93%	93%

## PRIMARY REASON FOR DELAY



VRE operated 360 trains in May. Our on-time rate for May was 87 percent.

Forty-eight trains arrived more than 5 minutes late to their final destinations. Of those late trains, 22 were on the Manassas Line (46 percent), and 26 were on the Fredericksburg Line (54 percent).

On-time performance was below goal this month. Train Interference was the largest contributor to the lower OTP, with a spike in the Other category that encompassed a number of single event issues which are not indicative of any particular trend.

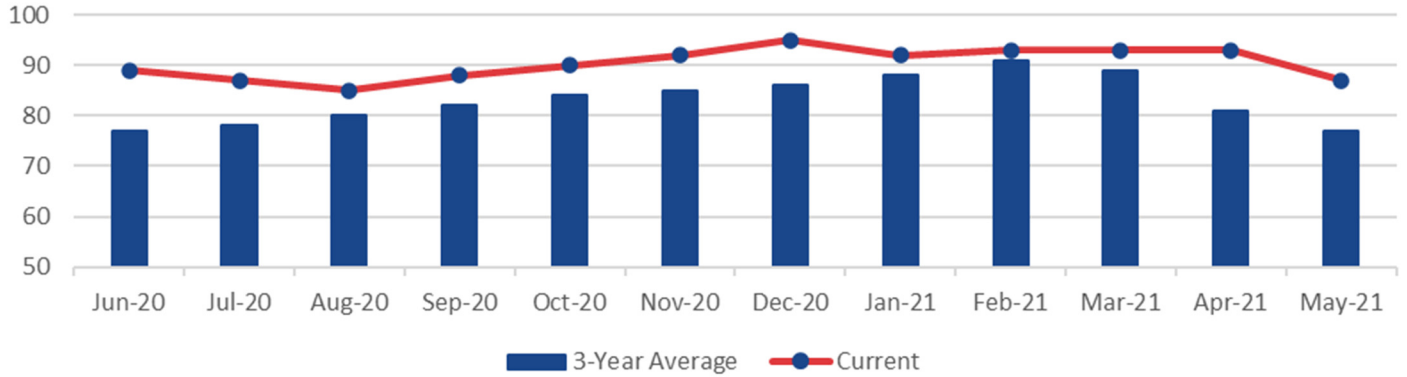
\*Includes trains that were delayed due to operational testing and passenger handling.

## LATE TRAINS

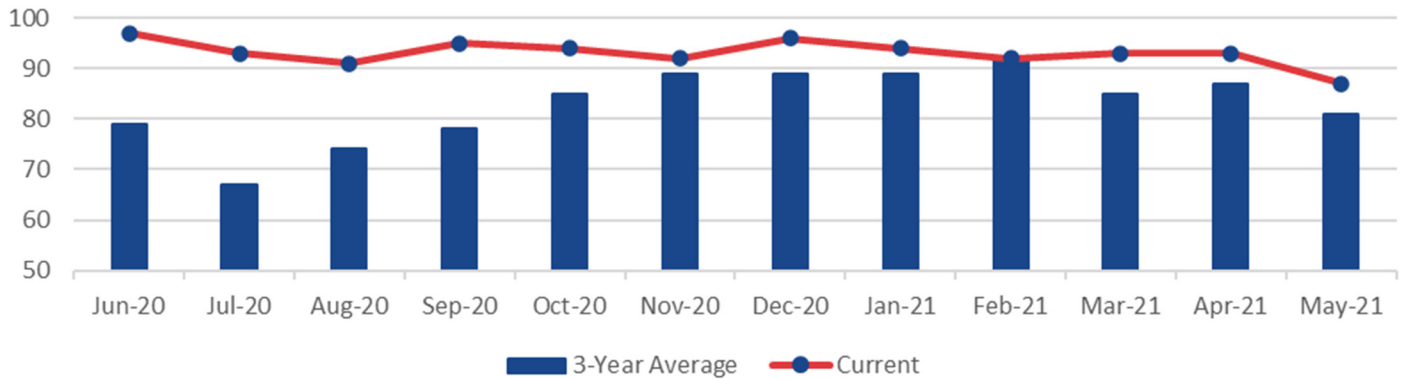
	System Wide			Fredericksburg Line			Manassas Line		
	Mar	Apr	May	Mar	Apr	May	Mar	Apr	May
Total late trains	28	28	48	15	16	26	13	12	22
Average minutes late	25	14	17	31	16	14	19	11	21
Number over 30 minutes	5	3	5	4	3	2	1	1	3
Heat restrictions	1	5	8	1	5	8	0	0	0

## ON-TIME PERFORMANCE

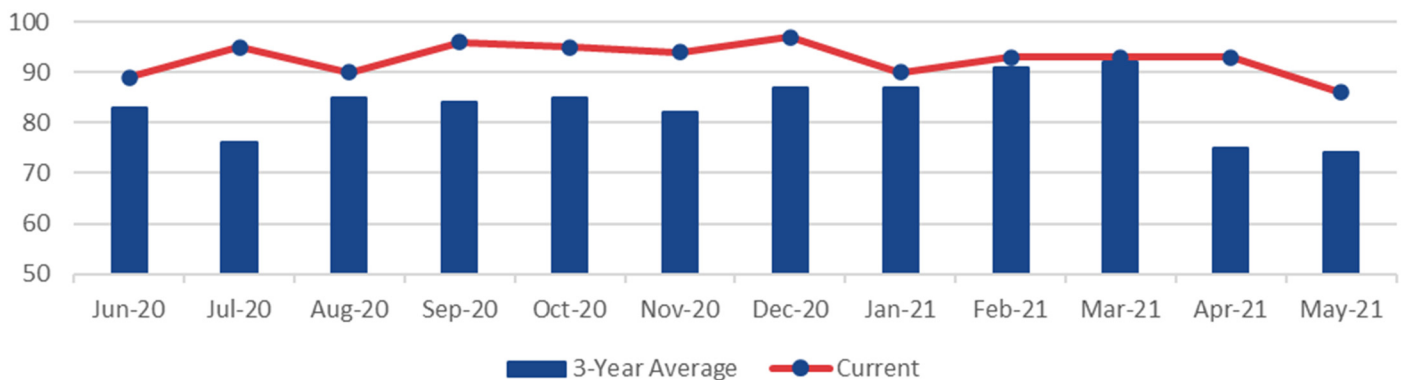
### VRE SYSTEM



### FREDERICKSBURG LINE

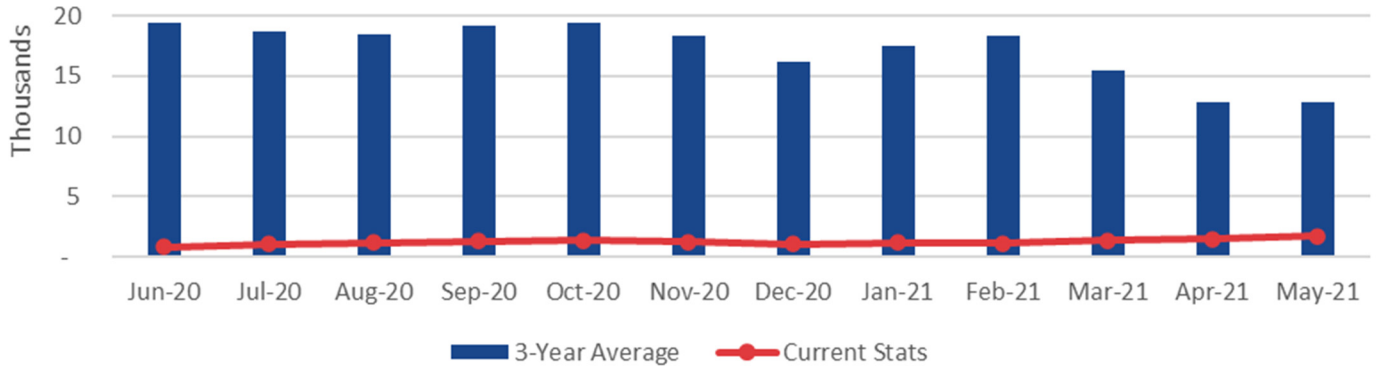


### MANASSAS LINE

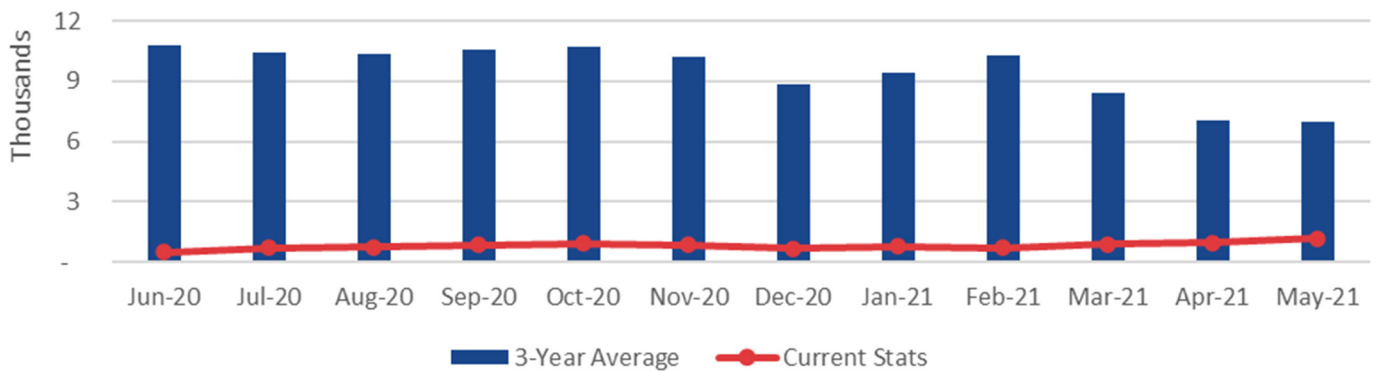


# AVERAGE DAILY RIDERSHIP

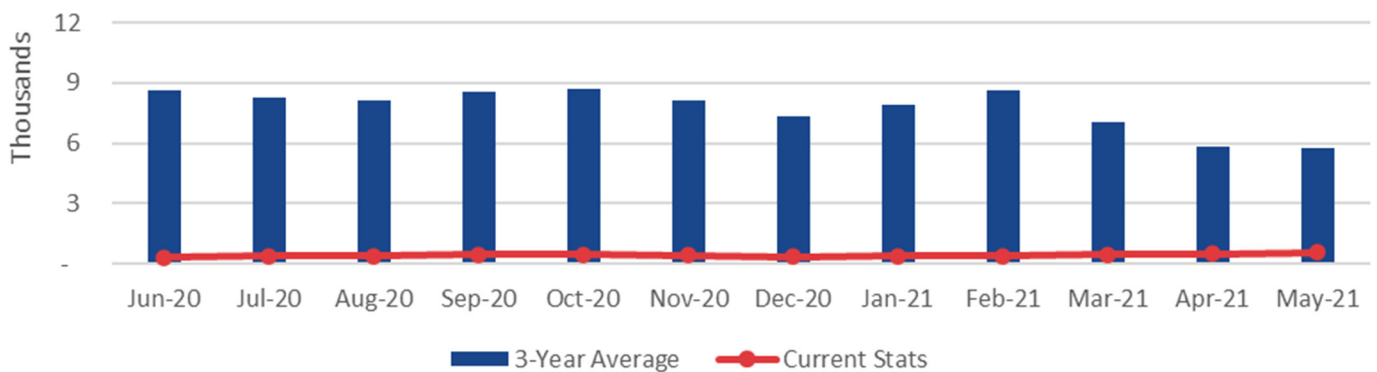
## VRE SYSTEM



## FREDERICKSBURG LINE



## MANASSAS LINE



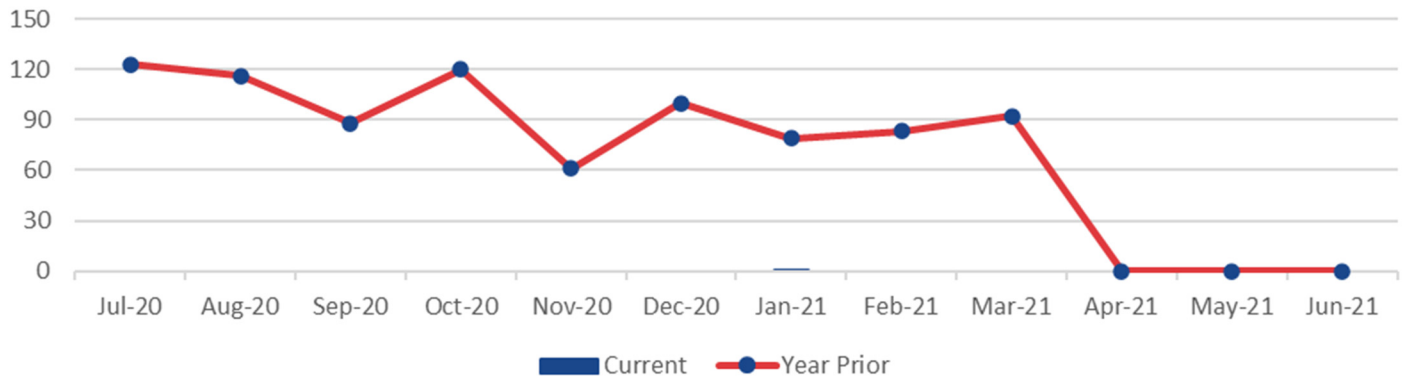
## RIDERSHIP UPDATES

Average daily ridership in June was 2,247. As of June 1, we returned to full service, running 32 trains daily.

	June 2021	May 2021	June 2020
Monthly Ridership	49,437	35,232	18,093
Average Daily Ridership	2,247	1,762	822
Full Service Days	22	0	0
“S” Service Days	0	20	22

## SUMMONSES ISSUED

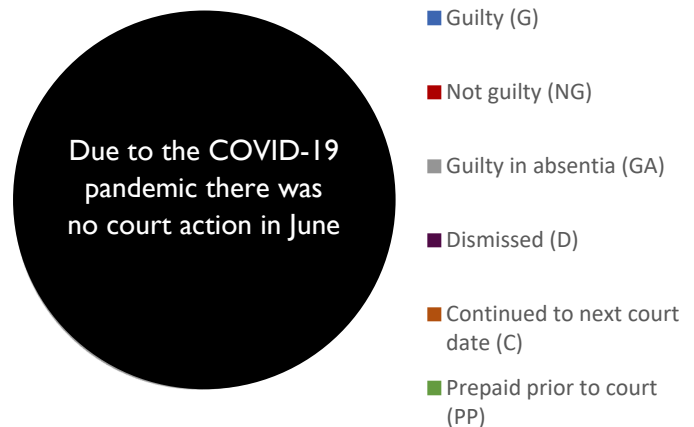
### VRE SYSTEM



### SUMMONSES WAIVED OUTSIDE OF COURT

Reason for Dismissal	Occurrences
Passenger showed proof of a monthly ticket	0
One-time courtesy	0
Per the request of the conductor	0
Defective ticket	0
Per ops manager	0
Unique circumstances	0
Insufficient information	0
Lost and found ticket	0
Other	0
<b>Total Waived</b>	<b>0</b>

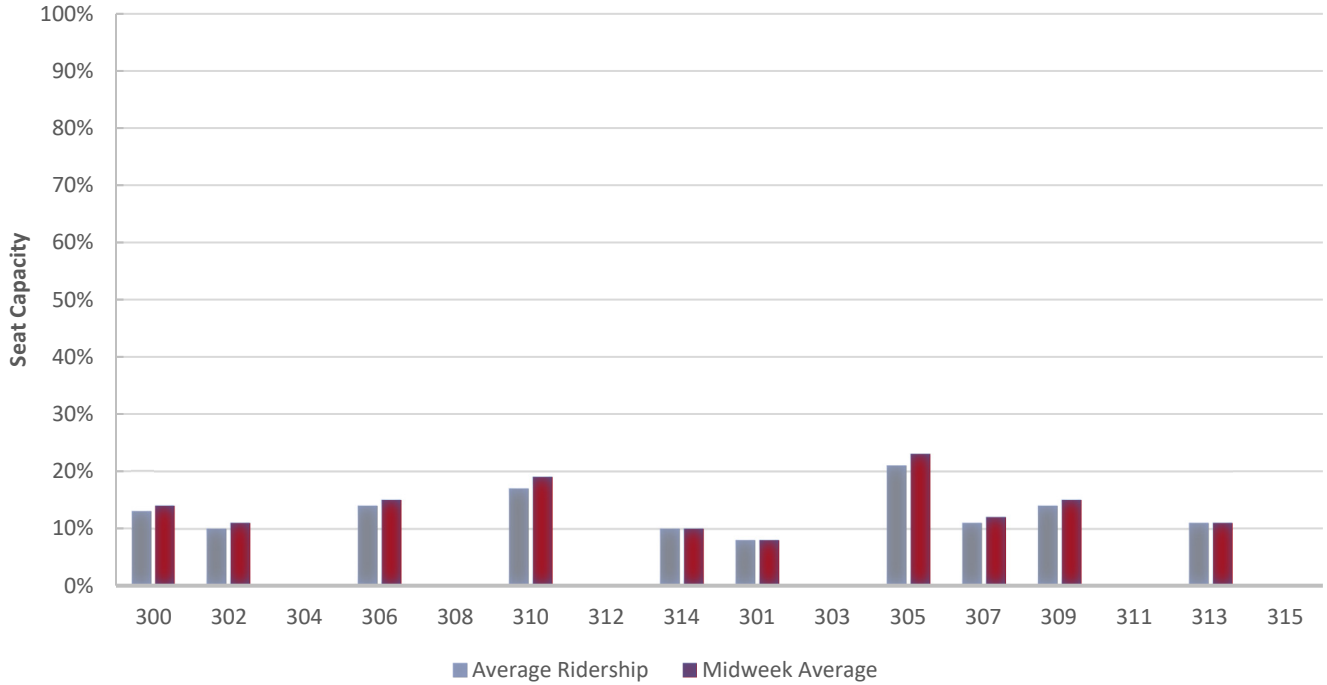
### MONTHLY SUMMONSES COURT ACTION



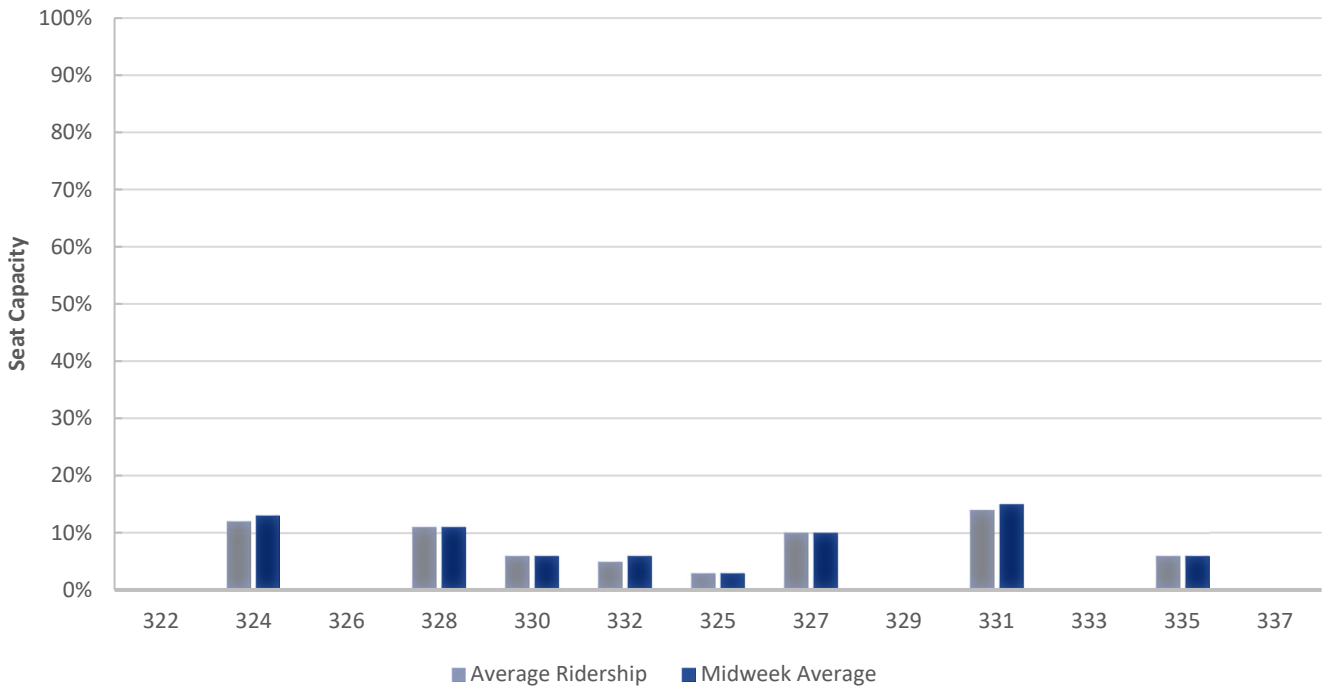


# TRAIN UTILIZATION

## FREDERICKSBURG LINE

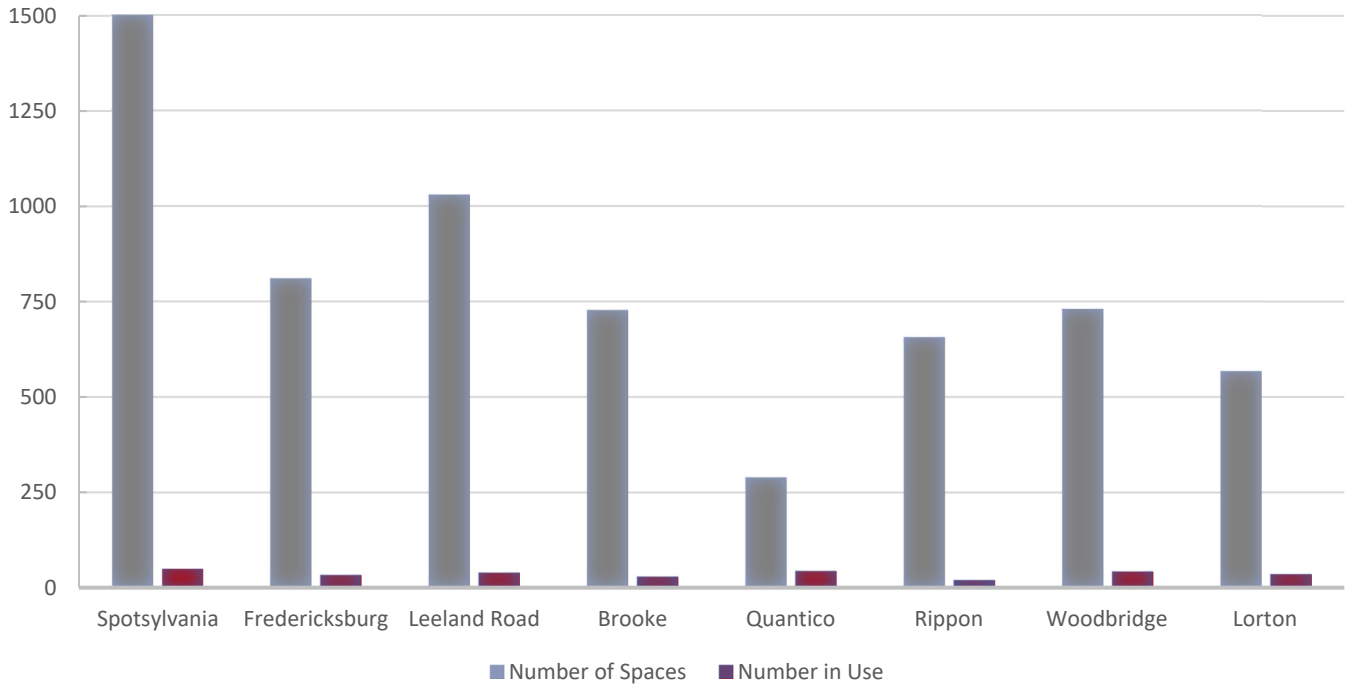


## MANASSAS LINE

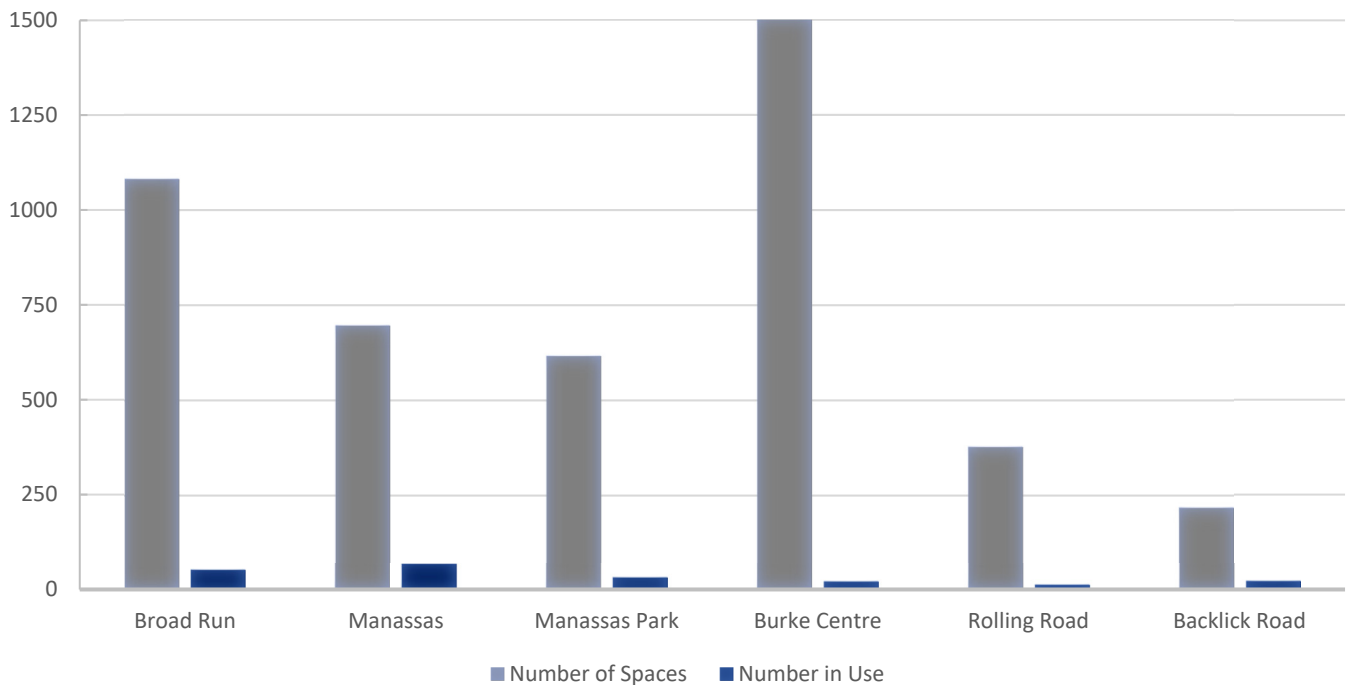


# PARKING UTILIZATION

## FREDERICKSBURG LINE



## MANASSAS LINE



# FACILITIES UPDATE

The following is a status update of VRE facilities projects.

Completed projects:

1. Design of final phases of renovations to Alexandria headquarters
2. Installation of security signage on perimeter fencing at Crossroads MASF
3. Paving at grade crossing for LOU project at Crossroads MASF
4. Submission of IFB package for canopy roof replacement at Backlick Road station
5. Submission of IFB package for replacement of tactile warning strips at various stations



*Grade-crossing paving at Crossroads as part of the LOU.*



*New recycling receptacles on the platform at Spotsylvania.*

Projects scheduled to be completed this quarter:

1. Replacement of west platform and canopy lighting at Woodbridge station
2. Installation of electrical conduits for Dominion relocation at Quantico station
3. Painting of Brooke Station
4. Replacement of deck joint sealant at Manassas station parking garage

Projects scheduled to be initiated this quarter:

1. Construction of final phases of renovations to Alexandria headquarters
2. Minor stair steel repairs and caulking at Franconia-Springfield station
3. Painting of Franconia-Springfield station
4. Minor structural repairs at Woodbridge and Manassas parking garages
5. Repairs and testing of dry standpipes at Woodbridge and Manassas parking garages
6. Repair of platform sealant at Rippon Station
7. Minor concrete repairs at Rippon and Brooke stations
8. Replacement of privacy fence in lower parking lot at Brooke station
9. Pavement repairs and restriping at Fredericksburg Lot G
10. Repair of platform sealer delamination at Spotsylvania station
11. Replacement of lighting at Manassas Station parking garage

JUNE 2021

12. Repair of minor cracks and sealant on platform at Manassas station

13. Issuance of general signage services request for quotes

Ongoing projects:

1. Design of waiting area at L'Enfant station

2. Replacement of signage at Woodbridge station

3. Replacement of waste and recycling receptacles at various stations

4. Overhaul of emergency generators at Woodbridge and Manassas stations, Alexandria headquarters and Fredericksburg office

## UPCOMING PROCUREMENTS

- Renewal of locomotive head end power engine systems
- Program management consulting services
- Canopy roof replacement at the Backlick Road Station
- Modernization of VRE Woodbridge Station east elevator
- Forklift trucks
- Passenger car wheelchair lift assemblies
- Purchase of LED light fixtures
- Variable Messaging System replacement
- Tactile strip replacements
- Construction management services for Fredericksburg station platform rehabilitation
- Construction of Fredericksburg station platform rehabilitation

## CAPITAL PROJECTS UPDATES

The following is a status update of VRE capital projects.

Completed projects or major project milestones:

1. Construction initiated on Rolling Road station improvements

2. Construction initiated on Lifecycle Overhaul & Upgrade Facility (LOU)
3. Construction initiated on Quantico station improvements

Projects or project phases scheduled to be completed this quarter:

4. Manassas Park parking expansion 60% relocation design
5. Potomac Shores 100% design (design by others)

Ongoing projects:

6. Broad Run Expansion (BRX)
7. Manassas Park Parking Improvements
8. Rolling Road Station Improvements
9. Crossroads Maintenance and Storage Facility (MSF)
10. Lifecycle Overhaul & Upgrade Facility (LOU)
11. Quantico Station Improvements
12. Franconia-Springfield Station Improvements
13. Alexandria Station Improvements
14. Alexandria Station Track I Access (Slaters Lane)
15. Crystal City Station Improvements
16. L'Enfant Train Storage Track - South
17. L'Enfant Station Improvements
18. New York Avenue Midday Storage Facility
19. Potomac Shores VRE Station – *design by others*
20. Washington Union Station Improvements Environmental Impact Statement – *study by others*
21. DC2RVA Environmental Impact Statement – *study by others*
22. Long Bridge Project – *study by others*

*Projects Progress Report Follows*

## PASSENGER FACILITIES

PROJECT	DESCRIPTION	PHASE					
		CD	PE	EC	RW	FD	CN
Alexandria Station Improvements	Eliminate at-grade track crossing, add elevators, modify platforms.	◆	◆	◆	N/A	●	
Franconia-Springfield Station Improvements	Extend both platforms and widen East Platform for future third track.	◆	◆	◆	N/A	●	
Potomac Shores Station Improvements	New VRE station and parking in Prince William County provided by private developer.	◆	●	◆	N/A		
Quantico Station Improvements	Extend existing platform, construct new second platform with pedestrian overpass.	◆	◆	◆	N/A	●	
Manassas Park Parking Improvements	Parking garage to increase parking capacity to 1,100 spaces.	◆	◆	●	N/A		
Rolling Road Station Improvements	Extend existing platform and rehabilitate existing station	◆	◆	◆	N/A	●	●
Crystal City Station Improvements	Replace existing side platform with new, longer island platform.	◆	●	●	N/A		
L'Enfant Station Improvements	Replace existing platform with wider, longer island platform. Add fourth track (VA-LE)	◆			N/A		

PHASE: CD - Conceptual Design PE - Preliminary Engineering EC - Environment Clearance  
RW - Right of Way Acquisition FD - Final Design CN - Construction

STATUS: ◆ Completed ● Underway ■ On Hold

<sup>1</sup> Total project cost estimate in adopted FY2020 CIP Budget; percentage complete based on VRE Operations Board authorization

<sup>2</sup> Does not include minor (< \$50,000) operating expenditures

\* \$2,181,630 authorization divided across the "Penta-Platform" program stations

Total	ESTIMATED COSTS (\$)			Expended <sup>2</sup>	Percent Complete <sup>1</sup>	Project Completion Date	STATUS
	Funded	Unfunded	Authorized				
31,875,014	31,875,014	-	2382759	2193257	90%	2nd QTR 2023	● Getting ready for Alternate delivery CMGC Procurement. CSX and City of Alexandria review progressing.
13,000,000	13,000,000	-	*	940,681	35%	4th QTR 2023	● FD underway with anticipated completion 2nd QTR 2021. Ongoing coordination with DRPT projects.
<i>No costs for VRE. Private developer providing station.</i>					30%	TBD	● Potomac Shores VRE Station design underway to include parking structure. Delivery of 100% design anticipated in 2nd Quarter 2021.
18,372,949	18,372,949	0	21,505,529	1,034,908	35%	4th QTR 2023	● Construction underway
25,983,000	25,983,000	0	2,238,144	670,225	30%	4th QTR 2022	● Progressing towards 60% design at relocated site.
5,000,000	2,000,000	3,000,000	640,503	418,887	70%	4th QTR 2021	● Contractor working on pre-NTP submittals.
49,940,000	19,098,463	30,841,537	1,584,619	1,366,909	30%	2nd QTR 2024	● PE & EC anticipated completion 3rd QTR 2021. 60% Design anticipated afterwards.
70,650,000	62,465,721	8,184,279	130,501	65,150	50%	2nd QTR 2023	● DRPT LONP received. Real estate research in progress under LONP.

## MAINTENANCE AND STORAGE FACILITIES

PROJECT	DESCRIPTION	PHASE					
		CD	PE	EC	RW	FD	CN
Lifecycle Overhaul & Upgrade Facility	New LOU facility to be added to the Crossroads MSF.	◆	◆	◆	N/A	◆	●
New York Avenue Midday Storage Replacement Facility	Midday storage facility replacement for Ivy City storage facility.	◆	●	●	●		

## PLANNING, COMMUNICATIONS AND IT

Broad Run Expansion (was Gainesville-Haymarket Extension)	NEPA and PE for expanding commuter rail service capacity in Western Prince William County	◆	●	●	-	-	-
Mobile Ticketing	Implementation of a new mobile ticketing system.	◆	N/A	N/A	N/A	◆	●





PHASE: CD - Conceptual Design PE - Preliminary Engineering EC - Environment Clearance  
RW - Right of Way Acquisition FD - Final Design CN - Construction

STATUS: ◆ Completed ● Underway ■ On Hold

<sup>1</sup> Total project cost estimate in adopted FY2020 CIP Budget; percentage complete based on VRE Operations Board authorization

<sup>2</sup> Does not include minor (< \$50,000) operating expenditures



Total <sup>1</sup>	ESTIMATED COSTS (\$)					Percent Complete <sup>1</sup>	Project Completion Date	STATUS
	Funded	Unfunded	Authorized	Expended <sup>2</sup>				
38,183,632	38,183,632	-	48,342,297	5,888,376	10%	3rd QTR 2023	 Notice to proceed issued to construction contractor on December 14, 2020.	
89,666,508	89,666,508	-	3,588,305	2,257,455	90%	4th QTR 2021	 Discussions ongoing with Amtrak related to storage options as well as design and real estate agreements.	
110,700,000	82,526,398	28,173,602	5,855,650	4,539,446	80%	4th QTR 2024	 Final 30% design plans and cost estimate complete. NEPA Documented Categorical Exclusion approved by FTA and FAA.	
3,510,307	3,510,307	-	3,510,627	2,282,853	70%	1st QTR 2021	 American Eagle working on redesign with uplift to new platform.	

## NOTES

---

---

---

---

---

---

---

---

---

---

---

---

---

---

---

---

---

---

---

---

---

---

---

---

---

---

---

**This page intentionally left blank**



## VIRGINIA RAILWAY EXPRESS

1500 KING STREET, SUITE 202 • ALEXANDRIA, VA 22314 • 703.684.1001

VRE.ORG

